



PARRY SOUND AREA DEMOGRAPHIC INFORMATION 2018

Township of the Archipelago
Township of Carling
Municipality of Magnetawan
Municipality of McDougall
Township of McKellar
Town of Parry Sound
Township of Seguin

Municipality of Whitestone
Unorganized Townships of Henvey
Mowat, Blair, Wallbridge & Brown
Henvey Inlet First Nation
Magnetawan First Nation
Wasauksing First Nation
Shawanaga First Nation

Prepared by: Parry Sound Area Community Business & Development Centre Inc.

A Community Futures Development Corporation

1A Church Street, Parry Sound, ON P2A 1Y2
Phone: 705-746-4455 **Fax:** 705-746-4435
E-Mail: info@cbdc.parrysound.on.ca
Website: www.cbdc.parrysound.on.ca



Population & Household Counts.....	4 to 8
Income, Parry Sound District.....	8 to 11
Family Households and Marital Status.....	12
Area Language Breakdown	13
Education	13 to 14
Labour Information	15
Immigration.....	16
Aboriginal Peoples	17
Journey to Work.....	18
Area Average Temperature.....	18
Average Residential House Pricing.....	19
Building Permits.....	22
Traffic Volume	21
Wages & Salaries.....	22 to 25
Parry Sound Industry Profile.....	26
Transporation.....	27
Communications.....	28
Municipal Tax Rate.....	29
Energy, Water & Sewer Rates.....	30
Financial & Business Services.....	31
Churches.....	32
Area Associations & Clubs.....	33
Licensed Child Care Facilities	34
Libraries.....	34
Schools	35 to 37
Health Services.....	37 to 40
Additional Services	41 to 44
Government Agencies.....	45 to 47

Parry Sound Area



Town of Parry Sound
52 Seguin Street
Parry Sound, ON P2A 1B4
Phone: 705-746-2101
Fax: 705-746-7461
www.townofparrysound.com
Mayor: Jamie McGarvey

Township of the Archipelago
9 James Street
Parry Sound, ON P2A 1T4
Phone: 705-746-4243
Fax: 705-746-7301
www.thearchipelago.on.ca
Reeve: Peter Ketchum

Municipality of Whitestone
General Delivery, 21 Church Street
Dunchurch, ON P0A 1G0
Phone: 705-389-2466
Fax: 705-389-1855
www.whitestone.ca
Mayor: Chris Armstrong

Magnetawan First Nation
P.O. Comp 15, RR 1
Britt, ON P0G 1A0
Phone: 705-383-2477
Fax: 705-383-2566
www.magnetawanfirstnation.com
Chief William Diabo

Township of Carling
2 West Carling Bay Road
Nobel, ON P0G 1G0
Phone: 705-342-5856
Fax: 705-342-9527
www.carlingtownship.ca
Mayor: Mike Konoval

Township of McKellar
701 Highway 124
Box 69
McKellar, ON P0G 1C0
Phone: 705-389-2842
Fax: 705-389-1244
www.township.mckellar.on.ca
Reeve: Peter Hopkins

Township of Seguin
5 Humphrey Drive
Seguin, ON P2A 2W8
Phone: 705-732-4300
Fax: 705-732-6347
www.twp.seguin.on.ca
Mayor: Bruce Gibbon

Shawanaga First Nation
2 Village Road, R.R. #1
Nobel, ON P0G 1G0
Phone: 705-366-2526
Fax: 705-366-2740
www.shawanagafirstnation.ca
Chief Wayne Pamajewon
Lands Manager Jerry Smith

Municipality of McDougall
5 Barager Boulevard
McDougall, ON P2A 2W9
Phone: 705-342-5252
Fax: 705-342-5573
www.mcdougall.ca
Mayor: Dale Robinson

Municipality of Magnetawan
P.O. Box 70, 4304 Hwy. 520
Magnetawan, ON P0A 1P0
Phone: 705-387-3947
Fax: 705-387-4875
www.magnetawan.com
Mayor: Sam Dunnett

Henvey Inlet First Nation
General Delivery
Pickerel River, ON P0G 1J0
Phone: 705-857-2331
Fax: 705-857-3021
www.hifn.ca
Chief M. Wayne McQuabbie

Wasauksing First Nation
P.O. Box 250
Parry Sound, ON P2A 2X4
Phone: 705-746-2531
Fax: 705-746-5984
www.Wasauksing.ca
Chief Warren Tabobondung

Population & Household Counts

(2016 Census Data)

	Population			Private Dwellings 2016		Land area in square kilometers, 2016	Population density per square kilometer, 2016
	2016	2011	% Change	Total	Occupied by usual residents		
Archipelago	531	566	-6.2	2693	251	606.14	0.9
Carling	1125	1248	-9.9	2283	499	248.85	4.5
Magnetawan	1390	1454	-4.4	1698	630	531.53	2.6
McDougall	2702	2705	-0.1	1521	1100	268.48	3.9
McKellar	1111	1144	-2.9	1520	525	180.88	6.1
Parry Sound	6408	6191	3.5	3150	2926	13.40	478.2
Seguin	4304	3988	7.9	4744	1821	595.68	7.2
Whitestone	916	918	-0.2	1410	444	957.93	1.0
Parry Sound, Unorganized, Centre Part	2143	2271	-5.6	2530	1047	2698.17	0.8
Parry Sound, Unorganized, North East Part	187	222	-15.8	102	82	183.29	1.0
First Nations							
Henvey Inlet	5	28	-82.1	8	5	85.96	0.1
Magnetawan N/A							
Wasauksing Parry Island	317	419	-24.3	372	126	72.36	4.4
Shawanaga	195	213	-8.5	93	82	32.12	6.1
Totals	21,334	21,367		22,124	9,538		

Unorganized Townships are the geographical townships of Mowat, Blair, Wallbridge, Brown, and Henvey.

Source: 2016 Census ON <http://bit.ly/2qTvjhP>

NOTE: Magnetawan First Nation is not available

Housing, Parry Sound District

- In 2016, there were 18,680 households in Parry Sound, 82.5% owned their dwelling.

Housing tenure for all households, Parry Sound, Ontario, Canada, 2016

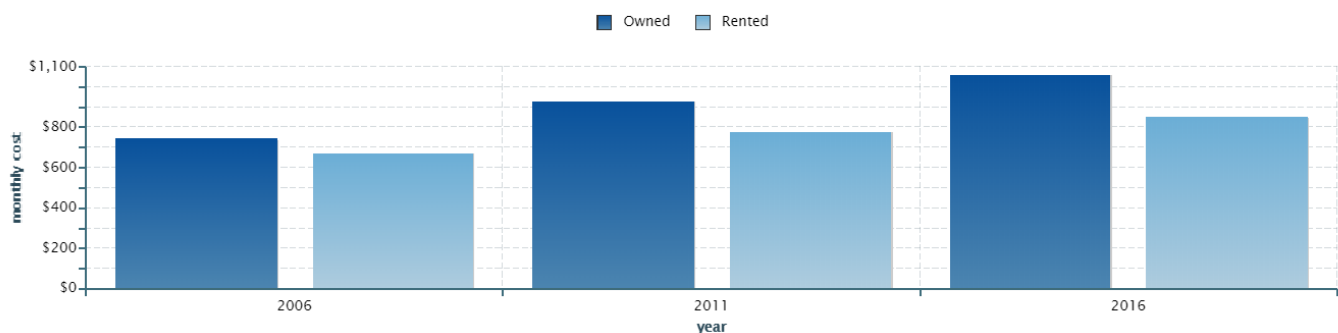
Housing tenure	Parry Sound		Ontario	Canada
	Number	Percentage	Percentage	Percentage
Total households	18,680	100	100	100
Owner	15,415	82.5	69.7	67.8
Renter	3,220	17.2	30.2	31.8
Band Housing	45	0.2	0.1	0.4

Housing suitability, adequacy and affordability, Parry Sound, 2016

Percentage of households reporting that their dwelling was in need of major repairs	Percentage of households not in suitable housing	Percentage of households spending 30% or more of 2015 total income on shelter costs
10.6	2.4	23.5

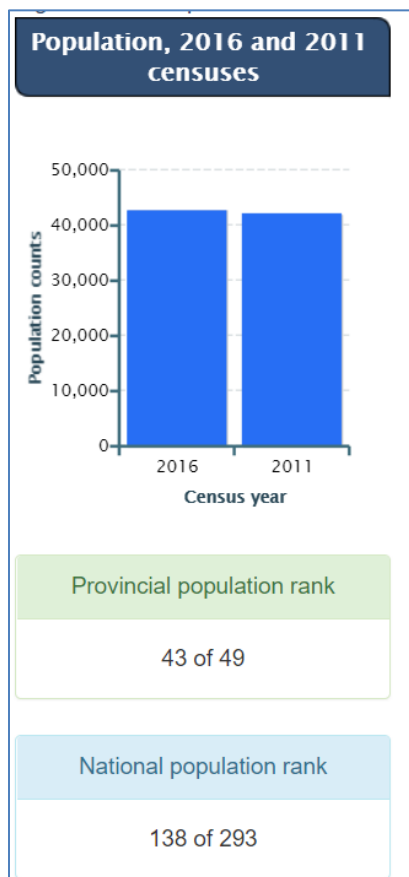
Figure 1.1 description

Average monthly shelter cost, Parry Sound, 2006 to 2016



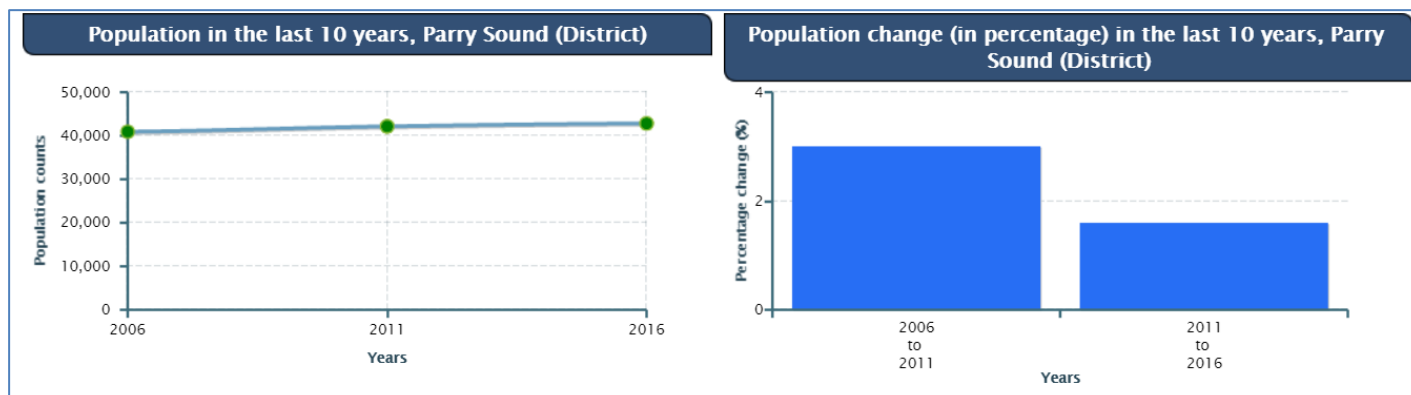
Source: 2016 Census ON <http://bit.ly/2zAjgL2>

Population, 2016 and 2011 Censuses



- In 2016, the enumerated population of Parry Sound (District) was 42,824, which represents a change of 1.6% from 2011. This compares to the provincial average of 4.6% and the national average of 5.0%.
- The land area of Parry Sound (District) is 9,326.48 square kilometres and the population density was 4.6 people per square kilometre.
- In 2016, there were 18,679 private dwellings occupied in Parry Sound (District), which represent a change of 3.3% from 2011.

Source: 2016 Census ON <http://bit.ly/2ng0SFG>



Source: 2016 Census ON <http://bit.ly/2ng0SFG>

Parry Sound District: Dwelling Information

- In 2016, there were 18,680 occupied private dwellings in Parry Sound (District). Single-detached houses represented 86.8% of all occupied private dwellings in this region in 2016.

Parry Sound District- Age Distributions, 2006 to 2016

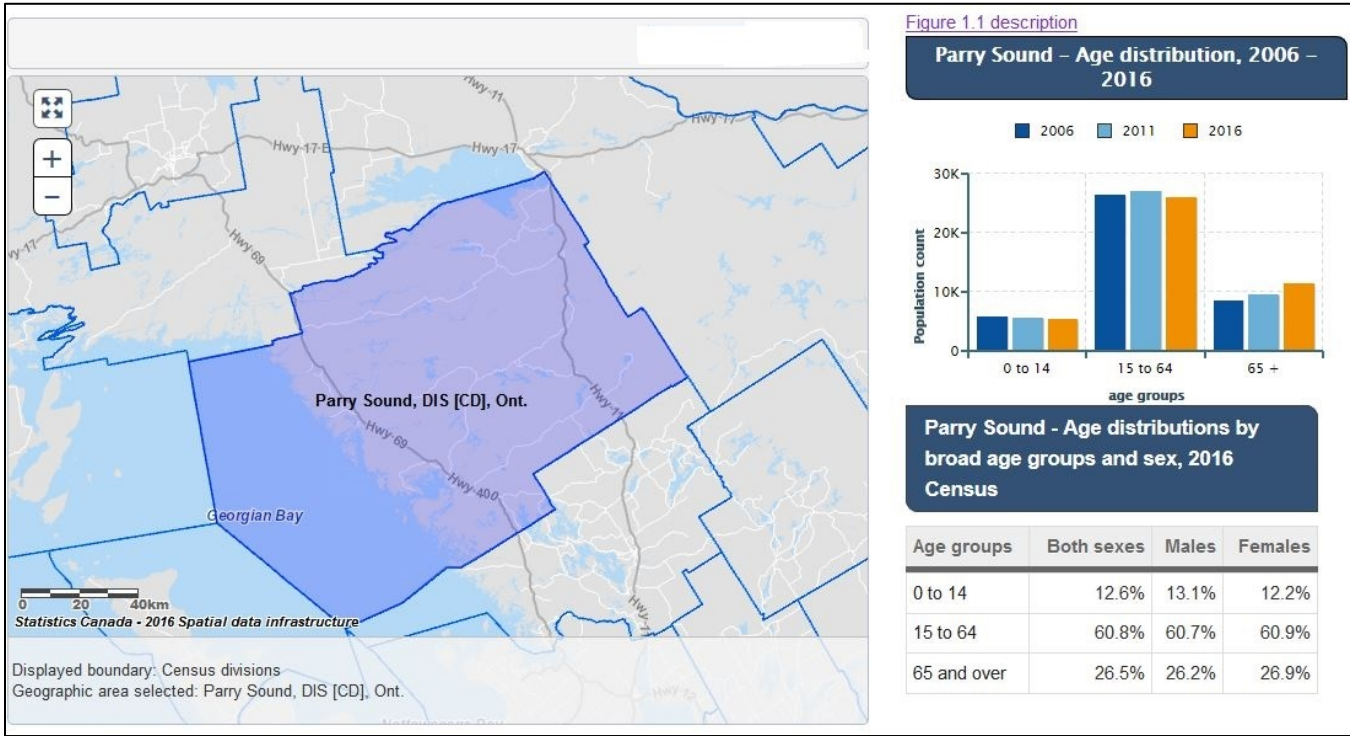


Figure 1.1

- In 2016, 5,415 children aged 0 to 14 and 11,370 persons aged 65 and over were enumerated in Parry Sound, representing respectively 12.6% and 26.5% of the total population.
- The working age population (15 to 64) represented 60.8% of the total population. In comparison, for Canada the proportions of children, of seniors and in age of working were 16.6%, 16.9% and 66.5% in 2016.

Population Change by Broad Age Groups, Parry Sound District

Figure 1.4 description

Population by five-year age groups and sex, Parry Sound, 2016

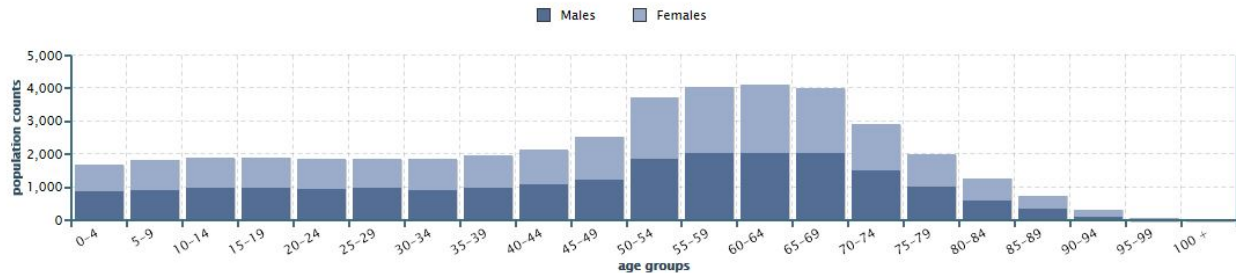


Figure 1.4 -This line graph shows the population by five-year age groups and sex, Parry Sound, 2016. The Y axis shows population counts.

The X axis shows, from left to right, age groups 0 to 4 years, 5 to 9 years, 10 to 14 years, 15 to 19 years, 20 to 24 years, 25 to 29 years, 30 to 34 years, 35 to 39 years, 40 to 44 years, 45 to 49 years, 50 to 54 years, 55 to 59 years, 60 to 64 years, 65 to 69 years, 70 to 74 years, 75 to 79 years, 80 to 84 years, 85 to 89 years, 90 to 94 years, 95 to 99 years and 100 years and over

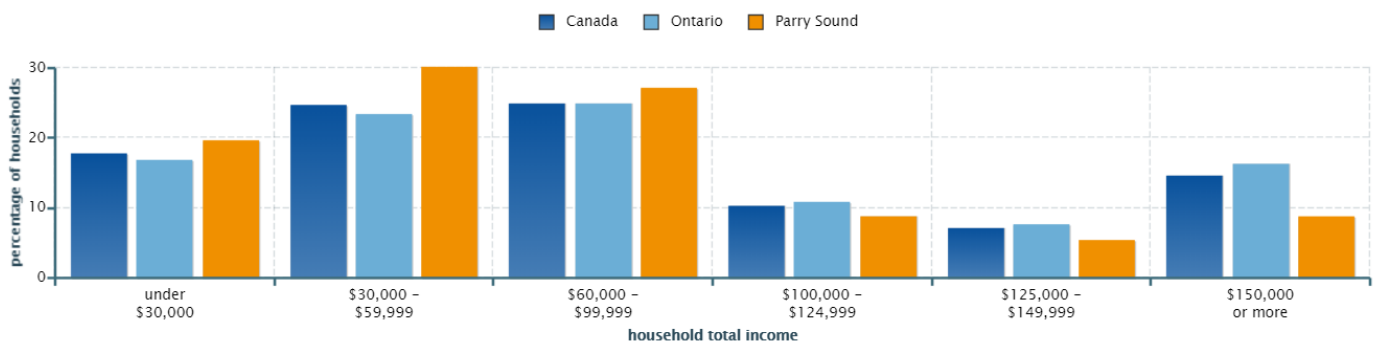
Source: 2016 Census

Income, Parry Sound District

Median Income of Households

In 2015, the median total income of households in Parry Sound was \$60,251, a change of 10.3% from \$54,642 in 2005

Distribution of households by household total income, Parry Sound and higher level geographies, 2015



Number and Median Total Income of Households

Parry Sound and its census subdivisions, 2005 and 2015

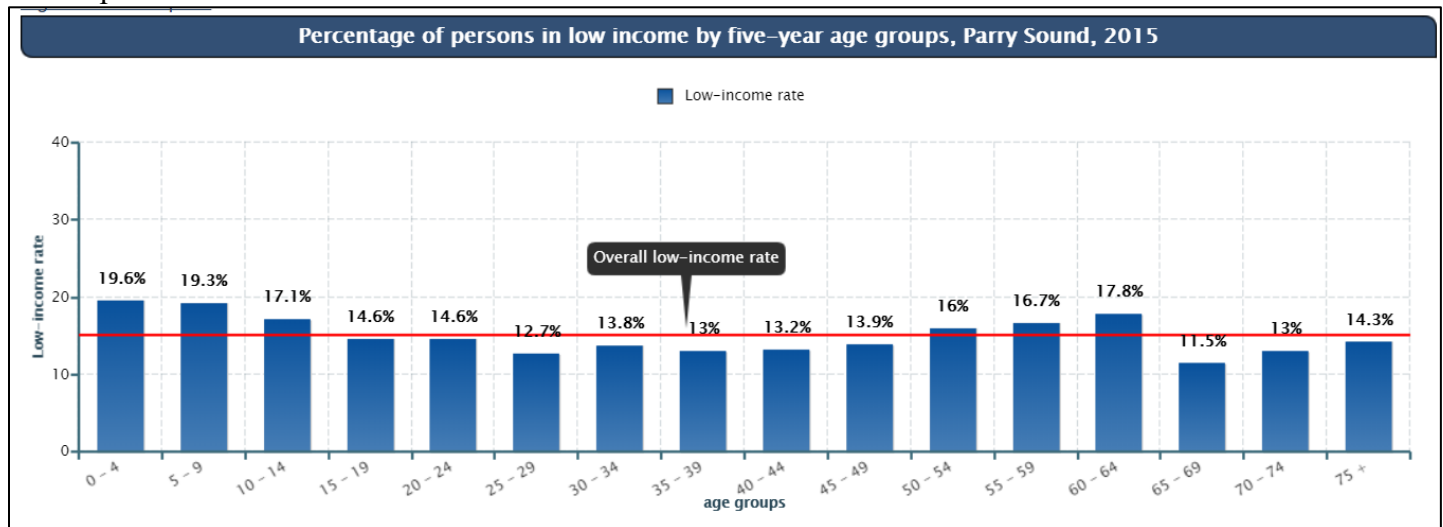
Geography	Number of households			Median total income of households		
	2006	2016	% change	2005	2015	% change
Parry Sound	17,195	18,675	8.6	54,642	60,251	10.3
Seguin (Township)	...	1,820	71,296	...
The Archipelago (Township)	...	250	67,712	...
McMurrich/Monteith (Township)	...	385	54,272	...
Perry (Township)	...	1,040	58,069	...
Kearney (Town)	...	410	56,661	...
Armour (Township)	...	610	59,648	...
Burk's Falls (Village)	...	465	40,288	...
Ryerson (Township)	...	305	57,344	...
McKellar (Township)	...	525	66,368	...
McDougall (Municipality)	...	1,100	81,115	...
Parry Sound (Town)	2,515	2,925	16.3	47,760	51,153	7.1
Carling (Township)	...	500	73,173	...
Whitstone (Municipality)	...	440	61,696	...
Magnetawan (Municipality)	...	630	54,336	...
Strong (Township)	...	615	60,672	...
Sundridge (Village)	...	450	50,624	...
Joly (Township)	...	135	50,816	...

Machar (Township)	...	395	62,464	...
South River (Village)	...	490	40,576	...
Powassan (Municipality)	...	1,330	66,133	...
Callander (Municipality)	...	1,580	86,455	...
Nipissing (Township)	...	705	70,229	...
Parry Island First Nation (Indian reserve)	...	130	43,008	...
Dokis 9 (Indian reserve)	...	145	50,944	...
Parry Sound, Unorganized, Centre Part (Unorganized)	...	1,050	48,032	...

Median Total Income of Households by Household Type

Low Income

- In 2015, 6,160 persons or 15.1% were in low income, while in 2005, 15.4% of the persons in Parry Sound lived in low income².
- The low-income rate for persons under 18 years of age was 18.1% compared to 15.1% for persons aged 18 to 64 and 13.4% for persons 65 and over in 2015.
- Persons living in lone-parent families had a higher rate of low income at 29.1%, while those living in couple families without children had a lower rate of 9.2%.

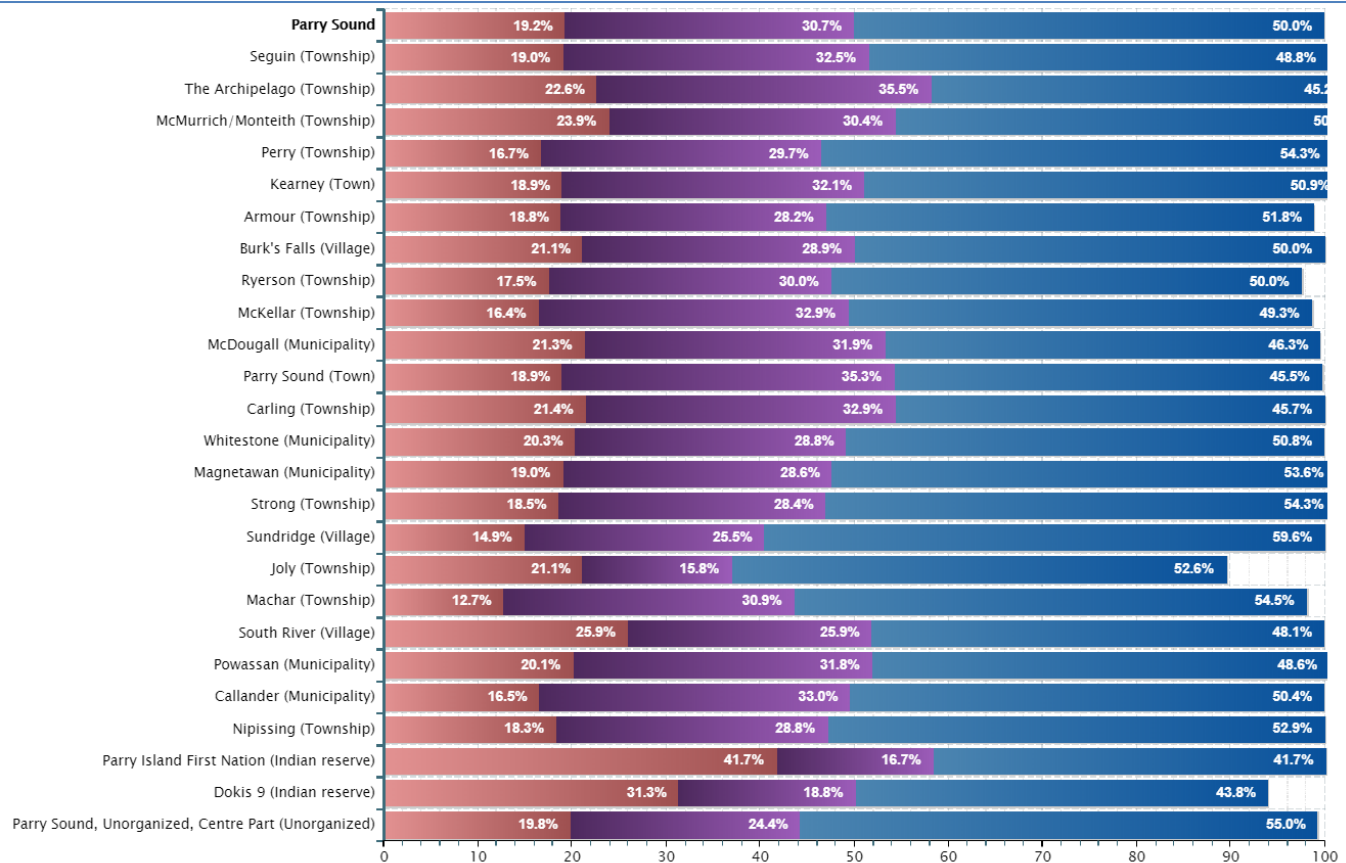


Income of Couples

- In 30.7% of couples in Parry Sound, each partner had fairly equal incomes³ in 2015 while men had higher income in 50.0% of couples and women had higher income in the remaining 19.2% of couples.
- For Canada overall, each partner had fairly equal incomes in 32.0% of couples with men having the higher income in 50.7% of couples and women having higher income in 17.3% of couples.

Characteristics of couples' total income, Parry Sound and its census subdivisions, 2015

■ A woman had higher income ■ Partners had fairly equal income ■ A man had higher income

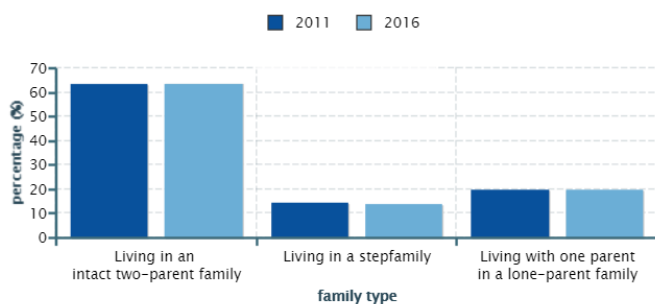


Source: 2016 Census

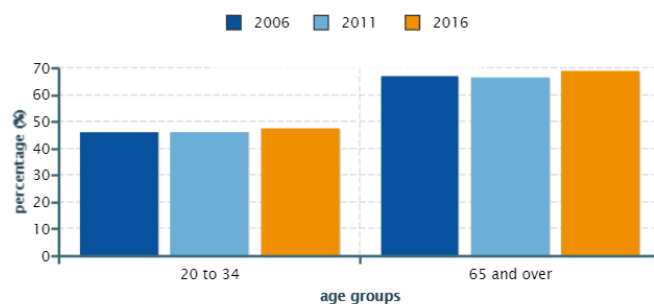
Family Households and Marital Status, Parry Sound District

- In 2016, 13.7% of adults aged 15 and over living in private dwellings lived alone, 64.6% lived in a couple and 4.6% lived as a lone parent.
- 81.0% of persons living in a couple were married in 2016, while 19.0% were living common law.
- In 2016, the proportion of young adults aged 20 to 34 living with at least one parent was 37.8% compared to 37.8% in 2011.
- In 2016, there were 50 same-sex couples.
- In 2016, among couple census families 64.8% were families without children and 35.3% were families with children.

Percentage of children aged 0 to 14 by family type, Parry Sound, 2011 and 2016



Percentage of persons living in couples according to selected age groups, Parry Sound, 2006 to 2016



Proportion of households by household type, Parry Sound, 2006 to 2016

Household type	2006 (%)	2011 (%)	2016 (%)
Total households	100	100	100
One-census-family households without additional persons	67.8	65.5	65.4
A couple census family without children	37.3	36.7	38.2
A couple census family with children	24.2	22.0	20.4
A lone-parent census family	6.4	6.8	6.8
Multigenerational households	2.2	2.0	2.0
Other census-family households	2.7	3.5	3.2
Non-census-family households of two or more persons	2.6	2.9	2.8
One-person households	24.7	26.1	26.7

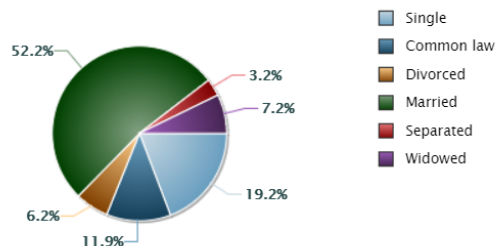
Marital status, Parry Sound, 2016

In Parry Sound, 64.1% of the total population aged 15 and over were either married (52.2%) or living with a common-law partner (11.9%).

The remaining 35.8% were not married and not living with a common-law partner, including those who were single (never-married), separated, divorced or widowed.

Note: Percentages may not total 100 percent due to random rounding.

Figure 1.4 description



Source: 2016 Census

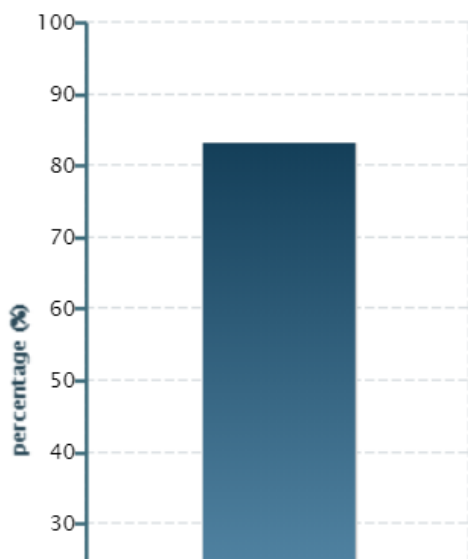
Area Language Breakdown, Parry Sound District

Mother tongue ³ , Parry Sound, 2011 and 2016				
Language	2016		2011	
	Number	Percent	Number	Percent
Total	42,325	100	41,755	100
English	39,085	92.3	38,490	92.2
French	1,305	3.1	1,295	3.1
Other languages	2,195	5.2	2,185	5.2
Aboriginal languages	190	0.4	185	0.4
Immigrant languages	1,990	4.7	1,985	4.8

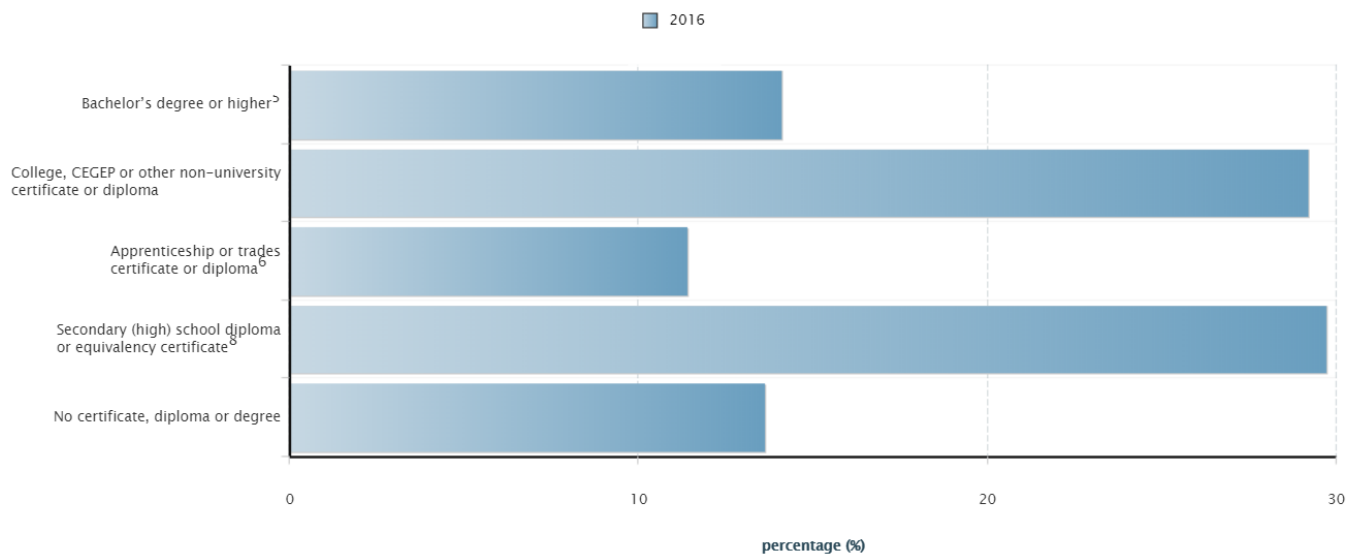
Education, Parry Sound District

- In 2016, 83.3% of people aged 25 to 64 in Parry Sound had a high school diploma or equivalency certificate, compared with 86.3% in Canada.
- In Parry Sound, 14.1% of people aged 25 to 64 had a bachelor's degree or higher in 2016, while 29.2% had a college, CEGEP or other non-university certificate or diploma as their highest level of education, and 11.4% had an apprenticeship or trades certificate or diploma as their highest.
- In Parry Sound, 10.9% of women aged 25 to 64 with a bachelor's degree or higher studied STEM (science, technology, engineering and mathematics), compared with 26.6% of men. On the other hand, 89.1% of these women studied BHASE (non-STEM) fields of study such as business, humanities, health, arts, social sciences, education, etc., compared with 73.4% of men.

Percentage of the population aged 25 to 64 years who have completed a high school diploma or equivalency certificate,^{1 2} Parry Sound, 2016



Percentage of the population aged 25 to 64 years with selected highest levels of educational attainment,^{3 4} Parry Sound, 2016

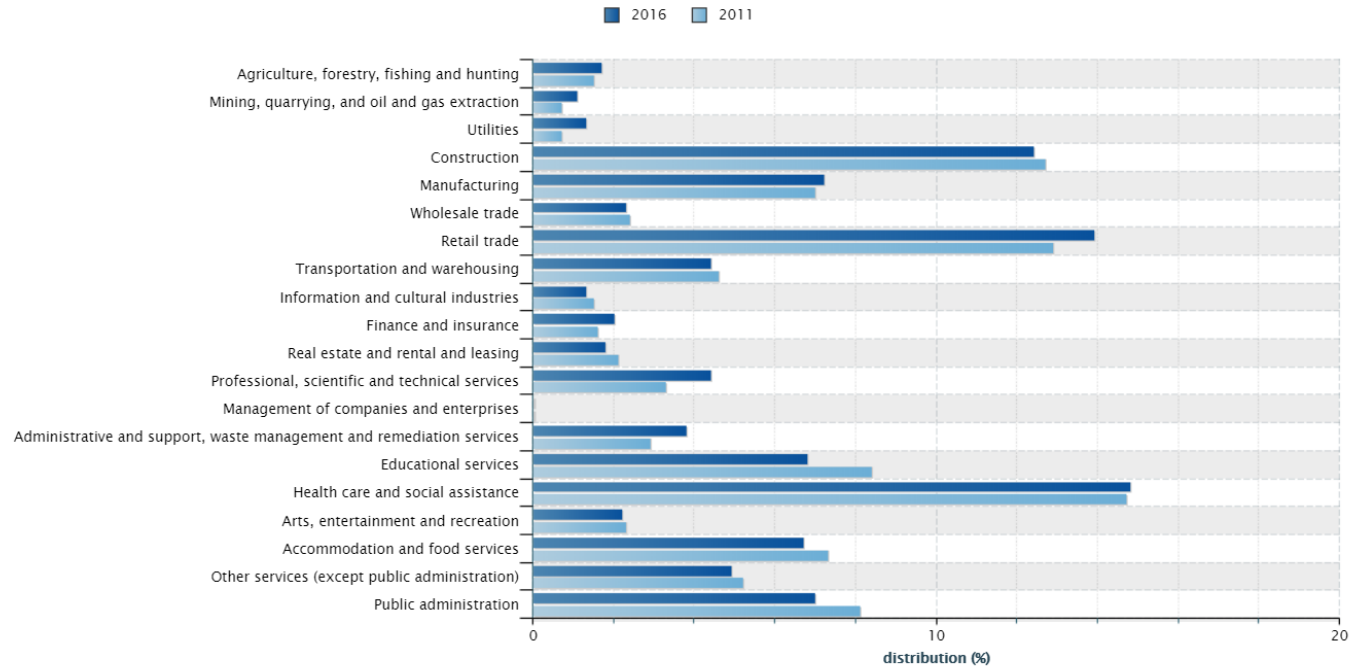


Most common fields of study^{11 12} for the population aged 25 to 64 years by selected highest levels of educational attainment,^{3 4} Parry Sound, Ontario, Canada, 2016

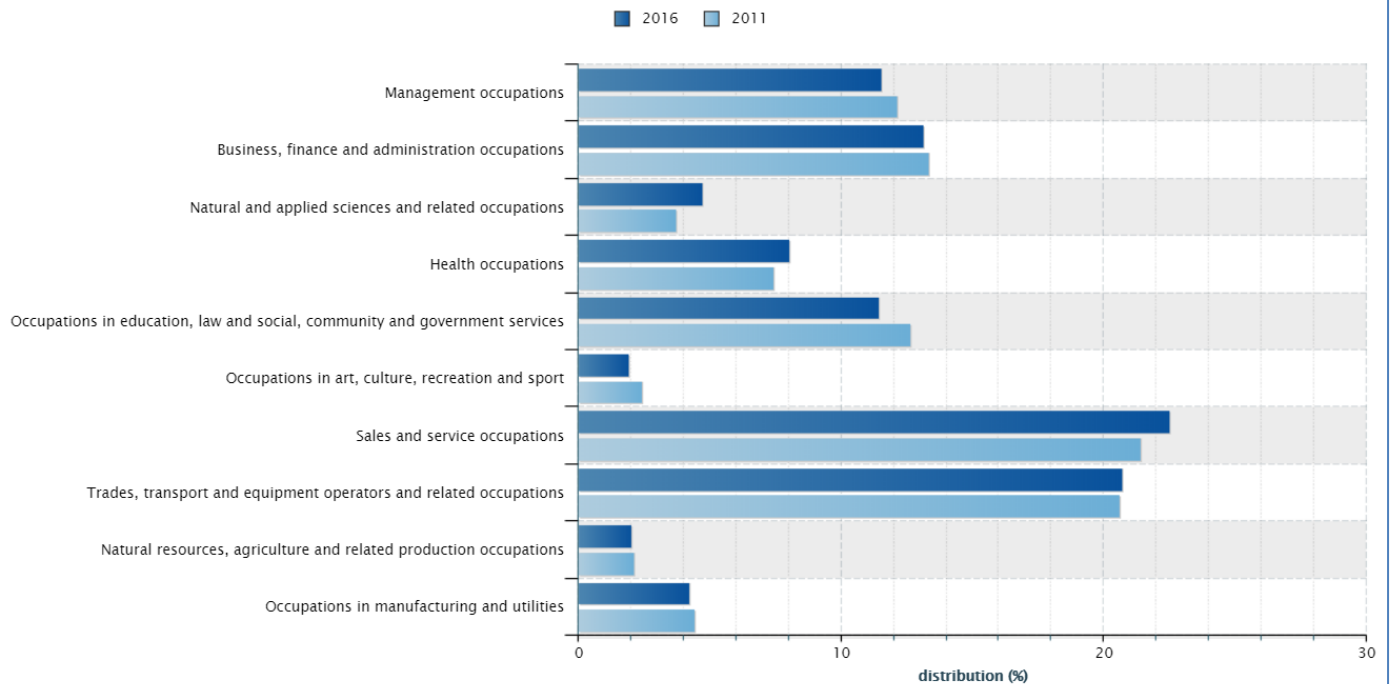
Levels of education and fields of study	Parry Sound			Ontario			Canada		
	Number	Percentage	Rank	Number	Percentage	Rank	Number	Percentage	Rank
Postsecondary certificate, diploma or degree									
Health professions and related programs	2,195	17.7	1	589,085	12.5	2	1,576,945	12.9	2
Business, management, marketing and related support services	1,630	13.2	2	936,620	19.9	1	2,499,620	20.4	1
Mechanic and repair technologies/technicians	935	7.5	3	162,850	3.5	9	540,805	4.4	5
Education	845	6.8	4	243,635	5.2	5	727,520	5.9	3
Construction trades	830	6.7	5	141,515	3.0	10	515,630	4.2	6

Labour Information, District of Parry Sound

Distribution of the employed labour force aged 15 years and over by industry sectors, Parry Sound, 2011 and 2016



Distribution of the employed labour force aged 15 years and over by broad occupational categories, Parry Sound, 2011 and 2016



Source: 2016 Census ON

Immigration & Ethnocultural Diversity, Parry Sound District

Immigrant Population

Population by immigrant status and period of immigration, Parry Sound and Ontario, 2016

Immigrant status and period of immigration	Parry Sound			Ontario		
	number	% of the total population	% of the immigrant population	number	% of the total population	% of the immigrant population
Total population in private households	41,850	100.0	...	13,242,160	100.0	...
Non-immigrants	38,855	92.8	...	9,188,820	69.4	...
Immigrants	2,970	7.1	100.0	3,852,145	29.1	100.0
Period of immigration: Before 2001	2,450	5.9	82.5	2,426,240	18.3	63.0
Period of immigration: 2001 to 2005	125	0.3	4.2	490,560	3.7	12.7
Period of immigration: 2006 to 2010	260	0.6	8.8	463,175	3.5	12.0
Period of immigration: 2011 to 2016	140	0.3	4.7	472,170	3.6	12.3
Non-permanent residents	20	0.0	...	201,200	1.5	...

Immigrant population by selected demographic, migration and ethnocultural characteristics, Parry Sound, 2011 and 2016

	2011				2016			
	All immigrants		Recent immigrants (2006 to 2011)		All immigrants		Recent immigrants (2011 to 2016)	
	Number	Percent	Number	Percent	Number	Percent	Number	Percent
Population in private households	2,710	...	110	...	2,975	...	135	...
Age groups	2,715	100.0	105	100.0	2,970	100.0	140	100.0
Less than 15 years	25	0.9	0	0.0	40	1.3	15	10.7
15 to 24 years	40	1.5	0	0.0	55	1.9	0	0.0
25 to 64 years	1,250	46.0	60	57.1	1,365	46.0	120	85.7
65 years and older	1,395	51.4	20	19.0	1,510	50.8	10	7.1
Median age	65.3	...	44.2	...	65.5	...	33.9	...
Admission categories for immigrants admitted since 1980	1,045	100.0	140	100.0
Economic immigrants	480	45.9	60	42.9
Principal applicants	230	22.0	30	21.4
Secondary applicants	250	23.9	35	25.0
Immigrants sponsored by family	485	46.4	80	57.1
Refugees	65	6.2	0	0.0
Region of birth ¹	2,710	100.0	105	100.0	2,970	100.0	135	100.0
Americas	460	17.0	40	38.1	400	13.5	35	25.9
Europe	2,015	74.4	55	52.4	2,170	73.1	15	11.1
Africa	35	1.3	0	0.0	115	3.9	30	22.2
Asia	185	6.8	0	0.0	250	8.4	65	48.1
Oceania	15	0.6	0	0.0	35	1.2	0	0.0

Aboriginal Peoples: Parry Sound District

Total Population by Aboriginal Identity and Registered or Treaty Indian Status

Total population by Aboriginal identity and Registered or Treaty Indian status, Parry Sound, 2016 Census

Aboriginal identity	Number	Percent (%)
Total – Population by Aboriginal identity	41,850	100.0
Aboriginal identity	3,085	7.4
Single Aboriginal response	3,010	7.2
First Nations (North American Indian) single identity	2,155	5.1
First Nations single identity (Registered or Treaty Indian)	1,640	3.9
First Nations single identity (not a Registered or Treaty Indian)	515	1.2
Métis single identity	840	2.0
Inuk (Inuit) single identity	15	0.0
Multiple Aboriginal identities	25	0.1
Aboriginal identities not included elsewhere	50	0.1
Non-Aboriginal identity	38,765	92.6

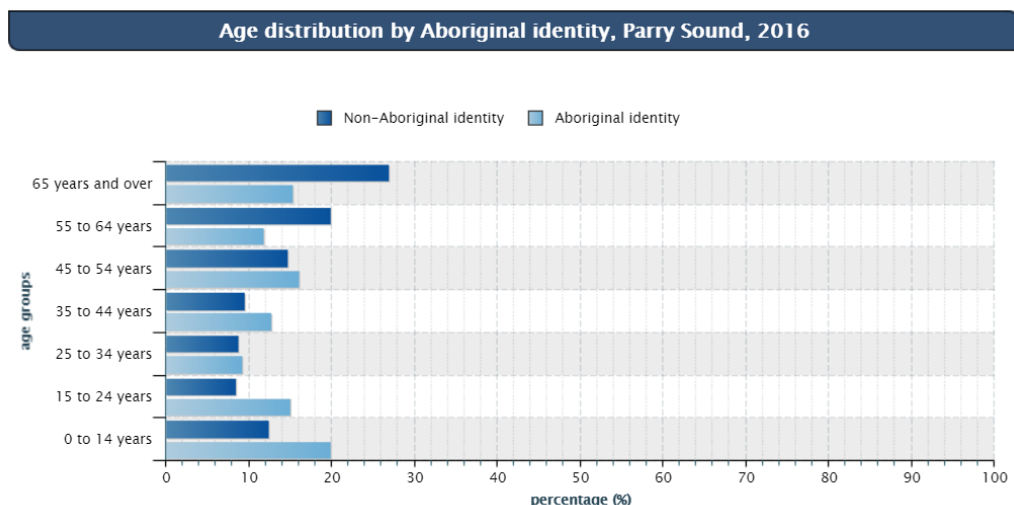
1. In 2016, there were 3,085 Aboriginal people in Parry Sound, making up 7.4% of the population.
2. The majority of the Aboriginal population reported a single Aboriginal identity – either First Nations, Métis or Inuk (Inuit). Of the Aboriginal population in Parry Sound, 69.9% (2,155) were First Nations people, 27.2% (840) were Métis, and 0.5% (15) were Inuit.
3. Within the First Nations population, 76.1% (1,640) had Registered or Treaty Indian status, as defined under the *Indian Act*. The other 23.9% (515) of the First Nations population did not have Registered or Treaty Indian status.
4. In addition to those who reported a single Aboriginal identity, 25 people reported more than one Aboriginal identity and 50 were defined as having an Aboriginal identity that was not included elsewhere.

In general, the Aboriginal population is younger than the non-Aboriginal population.

Aboriginal children aged 14 and under represented 19.9% of the total Aboriginal population, while non-Aboriginal children aged 14 and under accounted for 12.3% of the non-Aboriginal population.

The average age of the Aboriginal population in Parry Sound was 38.6 years, compared with 48.1 years for the non-Aboriginal population.

The average age was 36.2 years for First Nations people; it was 45.6 years for Métis; and it was 0.0 years for Inuit.



Journey to Work: Parry Sound District

Employed labour force by main mode of commuting, Parry Sound, Ontario, Canada, 2016

Main mode of commuting	Parry Sound		Ontario		Canada	
	Number	Percentage	Number	Percentage	Number	Percentage
Total employed labour force with a usual place of work or no fixed workplace address	16,535	100.0	6,092,715	100.0	15,878,940	100.0
Car, truck, van – as a driver	14,065	85.1	4,375,215	71.8	11,748,095	74.0
Car, truck, van – as a passenger	1,130	6.8	372,475	6.1	868,920	5.5
Public transit	110	0.7	888,925	14.6	1,968,220	12.4
Walked	955	5.8	320,015	5.3	877,985	5.5
Bicycle	95	0.6	75,460	1.2	222,130	1.4
Other method	190	1.1	60,625	1.0	193,590	1.2

Average commuting duration for the employed labour force, Parry Sound, Ontario, Canada, 2016

Average commuting duration for the employed labour force with a usual place of work or no fixed workplace address	Parry Sound	Ontario	Canada
Average in minutes	24.0	28.8	26.2

Area Average Temperature, Parry Sound

Average Temperatures (°C)			
	Maximum	Minimum	Mean
January	-4	-17	-10.5
February	-2	-16	-9
March	+3	-10	-3.5
April	+10	-2	+4

May	+18	+4	+11
June	+23	+9	+16
July	+25	+12	+18.5
August	+24	+11	+17.5
Septembe	+20	+7	+13.5
October	+13	+2	+7.5
November	+5	-5	0
December	-1	-12	-6.5

Source : March 2016 www.worldweatheronline.com/parry-sound-weather-averages/ON/ca.aspx

Average Residential House Pricing

Year	Units sold	Average Price
2010	201	\$251,005
2011	212	\$273,414
2012	188	\$272,504
2013	204	\$256,557
2014	197	\$258,923
2015	258	\$263,932
2016	294	\$292,106

Source: Parry Sound REB www.parrysoundandareaassociationofrealtors.ca/

Building Permits Breakdown by Municipality

(Total Value of the building permits in Canadian Dollars)

Municipality	2011	2012	2013	2014	2015	2016
Town of Parry Sound	7,457,575	9,458,316	7,426,784	23,599,640	7,863,112	12,431,635
Carling Township	7,190,500	5,222,300	5,603,953	3,862,000	5,761,500	7,079,529
Municipality of McDougall	2,955,220	4,604,735	3,299,050	10,141,822	7,037,802	6,623,695
Municipality of Whitestone	5,714,809	4,794,393	4,404,351	2,822,503.40	4,462,790.00	3,495,857
McKellar Township	6,023,680	6,098,863	4,591,616	5,217,718	6,302,247	6,261,324
Municipality of Magnetawan	1,718,500	4,604,735	3,299,050	3,003,110	5,539,550	4,250,000
Township of Archipelago	11,532,557	10,861,525	8,357,912	8,683,875	10,181,075	14,263,575
Seguin Township	27,359,380	25,600,577	33,426,213	25,116,724	28,033,102	29,493,648

Source: Municipalities

Traffic Volume Statistics - 2016

(Updated April 2016)

Location (South to North)	Sec Len	AADT	SADT	SAWDT	WADT	PT
Hwy 141 IC 207	9.028	10600	14200	13600	7850	LR
Horseshoe Lk Rd/Seguin Trail IC 214	3.217	13100	19500	1900	9000	LT
Oastler Park Dr.(Hwy7241) Badger Rd IC 217	3.377	11700	15700	15000	8650	LT
Sec Highway 518 (E) Hunter Dr.(W) IC 220	6.11	11900	15900	15200	8800	LT
Parry Sound Drive(W)Hall's Quarry Rd (E) IC UP 227	2.599	13600	20300	19800	9400	LR
Hwy 124 (Parry Sound Drive W) IC UP	1.799	13700	16300	15900	11800	IR
Bayside Dr. (W) Lake Forest Dr. (E)	3.399	14100	16800	16300	12100	IR
Highway 644(W)N.Archipelago Township	1.899	6200	9250	9000	4300	LR
S Jct. Sec Highway 529 (W) Archipelago Township	19.999	6800	8100	7900	5850	IR
Highway 526 (W) Henvey Township	12.799	7150	8500	8250	6150	IR
Highway 522 (E) Mowat Township	14.599	5850	7850	7500	4350	LT
End of Hwy 400 (1.87 KM North of Highway 559)	14.92	7500	8900	8700	6450	N/A
Hwy 559/Shebeshekong Road IC	9.199	7100	8450	8250	6100	N/A
N Jct. Sec Highway 529 (W) Magnetawan IR 1 BDY	5.199	7300	8650	8450	6250	N/A
Sec Highway 522 (E) Mowat Twp.	14.599	5850	7850	7500	4350	N/A
Georgian Bay Twp. – Severn R BR	1.239	13100	19500	19000	9000	N/A
Muskoka Road 5 IC-156	6.311	12400	16600	15900	9200	N/A
Georgian Bay Twp. -Muskoka 48/34 IC-162	7.272	10700	16000	15600	7400	N/A
Georgian Bay Road-Crooked Bay Road IC 168	5.57	8850	13200	12800	6100	N/A
Muskoka Road 33 IC 174 (E) Georgian Bay Twp.	14.772	8400	12500	12200	5800	N/A
Hwy 169 (E) S Jct. Buckeye Road (W)	18.383	9000	12000	11500	6650	N/A

Source: Ministry of Transportation of ON Updated April 2016

AADT	Annual Average Daily Traffic; for the period Jan 1 to Dec 31.
SADT	Summer Average Daily Traffic; for the period July 1 to Aug 31 including weekends.
SAWDT	Summer Average Weekday Traffic; for the period July 1 to August 31, excluding weekends.
WADT	Winter Average Daily Traffic; for the period December 1 to March 31, including weekends.
PT	Traffic Pattern Type

*All averages are for 24 hours, two-way traffic.

R High variation recreation.
 LR Intermediate variation low recreation
 IR Intermediate variation intermediation recreation
 LT High variation low tourist

* Variation refers to the blend of traffic. Low variation is commuter travel, intermediate variation is a blend of commuter and tourist travel, and high variation is a blend of recreational, tourist, and commuter travel.

Wages & Salaries – 2016 Census

NOC	Description	2016 Avg. Hourly Wages
001	Legislators and senior management	\$42.25
011	Administrative services managers	\$42.53
012	Managers in financial and business services	\$43.39
013	Managers in communication (except broadcasting)	Insf. Data
021	Managers in engineering, architecture, science and information systems	\$47.99
031	Managers in health care	\$42.53
041	Managers in public administration	\$49.54
042	Managers in education and social and community services	\$42.74
043	Managers in public protection services	Insf. Data
051	Managers in art, culture, recreation and sport	Insf. Data
060	Corporate sales managers	Insf. Data
062	Retail and wholesale trade managers	\$28.22
063	Managers in food service and accommodation	\$18.52
065	Managers in customer and personal services, n.e.c.	Insf. Data
071	Managers in construction and facility operation and maintenance	\$36.48
073	Managers in transportation	Insf. Data
081	Managers in natural resources production and fishing	Insf. Data
082	Managers in agriculture, horticulture and aquaculture	Insf. Data
091	Managers in manufacturing and utilities	\$42.83
111	Auditors, accountants and investment professionals	\$35.16
112	Human resources and business service professionals	\$33.93
121	Administrative services supervisors	\$26.17
122	Administrative and regulatory occupations	\$25.75
124	Office administrative assistants - general, legal and medical	\$22.39
125	Court reporters, transcriptionists, records management technicians and statistical officers	Insf. Data
131	Finance, insurance and related business administrative occupations	\$22.93
141	General office workers	\$20.03
142	Office equipment operators	\$19.44
143	Financial, insurance and related administrative support workers	\$22.83
145	Library, correspondence and other clerks	\$20.06
151	Mail and message distribution occupations	\$22.35
152	Supply chain logistics, tracking and scheduling co-ordination occupations	\$21.44
211	Physical science professionals	Insf. Data
212	Life science professionals	\$40.11
213	Civil, mechanical, electrical and chemical engineers	\$40.59
214	Other engineers	\$42.11
215	Architects, urban planners and land surveyors	\$36.83
216	Mathematicians, statisticians and actuaries	Insf. Data
217	Computer and information systems professionals	\$38.40
221	Technical occupations in physical sciences	\$28.87
222	Technical occupations in life sciences	\$28.29
223	Technical occupations in civil, mechanical and industrial engineering	\$30.39
224	Technical occupations in electronics and electrical engineering	\$29.52
225	Technical occupations in architecture, drafting, surveying, geomatics and meteorology	\$28.58

NOC	Description	2016 Avg. Hourly Wages
226	Other technical inspectors and regulatory officers	\$33.79
227	Transportation officers and controllers	\$39.89
228	Technical occupations in computer and information systems	\$30.78
301	Professional occupations in nursing	\$35.98
311	Physicians, dentists and veterinarians	\$34.80
312	Optometrists, chiropractors and other health diagnosing and treating professionals	Insf. Data
313	Pharmacists, dietitians and nutritionists	\$43.97
314	Therapy and assessment professionals	\$35.40
321	Medical technologists and technicians (except dental health)	\$24.14
322	Technical occupations in dental health care	\$36.40
323	Other technical occupations in health care	\$28.69
341	Assisting occupations in support of health services	\$20.97
401	University professors and post-secondary assistants	Insf. Data
402	College and other vocational instructors	\$39.65
403	Secondary and elementary school teachers and educational counsellors	\$39.04
411	Judges, lawyers and Quebec notaries	\$45.75
415	Social and community service professionals	\$30.18
416	Policy and program researchers, consultants and officers	\$38.27
421	Paraprofessional occupations in legal, social, community and education services	\$22.11
431	Occupations in front-line public protection services	\$37.17
441	Home care providers and educational support occupations	\$19.00
442	Legal and public protection support occupations	\$33.52
511	Librarians, archivists, conservators and curators	\$28.24
512	Writing, translating and related communications professionals	\$25.24
513	Creative and performing artists	\$22.63
521	Technical occupations in libraries, public archives, museums and art galleries	\$23.38
522	Photographers, graphic arts technicians and technical and co-ordinating occupations in motion pictures, broadcasting and the performing arts	Insf. Data
523	Announcers and other performers, n.e.c.	Insf. Data
524	Creative designers and craftspersons	\$22.50
525	Athletes, coaches, referees and related occupations	\$14.18
621	Retail sales supervisors	\$17.57
622	Technical sales specialists in wholesale trade and retail and wholesale buyers	\$24.76
623	Insurance, real estate and financial sales occupations	\$22.37
631	Service supervisors	\$17.76
632	Chefs and cooks	\$13.86
633	Butchers and bakers	\$13.55
634	Specialized occupations in personal and customer services	\$14.58
641	Sales and account representatives - wholesale trade (non-technical)	\$27.17
642	Retail salespersons	\$14.88
651	Occupations in food and beverage service	\$12.83
652	Occupations in travel and accommodation	\$14.59
653	Tourism and amusement services occupations	\$14.57
654	Security guards and related security service occupations	\$17.05
655	Customer and information services representatives	\$16.31
656	Other occupations in personal service	\$13.90
661	Cashiers	\$11.76
662	Other sales support and related occupations	\$13.18
671	Food counter attendants, kitchen helpers and related support occupations	\$12.70

NOC	Description	2016 Avg. Hourly Wages
672	Support occupations in accommodation, travel and amusement services	\$14.17
673	Cleaners	\$16.72
674	Other service support and related occupations, n.e.c.	\$15.00
720	Contractors and supervisors, industrial, electrical and construction trades and related workers	\$33.26
723	Machining, metal forming, shaping and erecting trades	\$27.32
724	Electrical trades and electrical power line and telecommunications workers	\$31.23
725	Plumbers, pipefitters and gas fitters	\$30.17
727	Carpenters and cabinetmakers	\$25.15
728	Masonry and plastering trades	\$30.63
729	Other construction trades	\$22.40
730	Contractors and supervisors, maintenance trades and heavy equipment and transport operators	\$31.48
731	Machinery and transportation equipment mechanics (except motor vehicle)	\$30.93
732	Automotive service technicians	\$25.04
733	Other mechanics and related repairers	\$25.79
736	Train crew operating occupations	Insf. Data
737	Crane operators, drillers and blasters	\$30.04
738	Printing press operators and other trades and related occupations, n.e.c.	Insf. Data
744	Other installers, repairers and servicers	\$23.64
745	Longshore workers and material handlers	\$18.57
751	Motor vehicle and transit drivers	\$20.29
752	Heavy equipment operators	\$24.83
753	Other transport equipment operators and related maintenance workers	\$17.83
761	Trades helpers and labourers	\$20.18
762	Public works and other labourers, n.e.c.	\$19.23
821	Supervisors, logging and forestry	Insf. Data
822	Contractors and supervisors, mining, oil and gas	\$34.06
823	Underground miners, oil and gas drillers and related occupations	\$28.54
824	Logging machinery operators	Insf. Data
825	Contractors and supervisors, agriculture, horticulture and related operations and services	\$23.79
826	Fishing vessel masters and fishermen/women	Insf. Data
841	Mine service workers and operators in oil and gas drilling	Insf. Data
842	Logging and forestry workers	Insf. Data
843	Agriculture and horticulture workers	\$22.11
844	Other workers in fishing and trapping and hunting occupations	\$0.00
861	Harvesting, landscaping and natural resources labourers	\$18.59
921	Supervisors, processing and manufacturing occupations	\$30.33
922	Supervisors, assembly and fabrication	\$27.41
923	Central control and process operators in processing and manufacturing	\$30.37
924	Utilities equipment operators and controllers	\$35.37
941	Machine operators and related workers in mineral and metal products processing and manufacturing	\$27.15
942	Machine operators and related workers in chemical, plastic and rubber processing	Insf. Data
943	Machine operators and related workers in pulp and paper production and wood processing and manufacturing	\$25.12
944	Machine operators and related workers in textile, fabric, fur and leather products processing and manufacturing	Insf. Data

NOC	Description	2016 Avg. Hourly Wages
946	Machine operators and related workers in food, beverage and associated products processing	Insf. Data
947	Printing equipment operators and related occupations	Insf. Data
952	Mechanical, electrical and electronics assemblers	Insf. Data
953	Other assembly and related occupations	\$21.76
961	Labourers in processing, manufacturing and utilities	\$21.90

Source: The Labour Market Group www.thelabourmarketgroup.ca

Minimum Hourly Wage Rates

Type of Wage	March 31, 2013	June 1, 2014	October 1, 2015	October 1, 2016	January 1, 2018
General	\$10.25	\$11.00	\$11.25	\$11.40	\$14.00
Student	\$9.60	\$10.30	\$10.55	\$10.70	\$13.15
Liquor Servers	\$8.90	\$9.55	\$9.80	\$9.90	\$12.20
Hunting & Fishing	\$51.25 (Rate for working less than 5 Consecutive hours in a day) \$102.50 (Rate for working 5 or more hours In a day, consecutive or not)	\$55.00 \$110.00	No change	\$56.95 (Rate for working less than 5 Consecutive hours in a day) \$113.95 (Rate for working 5 or more hours In a day, consecutive or not)	\$70.00 (Rate for working less than 5 Consecutive hours in a day) \$140.00 (Rate for working 5 or more hours In a day, consecutive or not)
Home worker Wage (110% of general Minimum wage)	\$11.28	\$12.10	No change	\$12.55	\$12.80

Source: Ministry of Labour

Parry Sound Industry Profile

Parry Sound Industry Profile – 2017 Update

Total Persons Employed by Sector

Category			
	Total	Male	Female
Total in Labour Force	10,185	5,820	4,365
11 – Agriculture, Forestry, Fishing and Hunting	205	180	25
21 – Mining, Quarrying, Oil and Gas Extraction	75	60	15
22 – Utilities	105	105	0
23 – Construction	1,165	1,110	55
31-33 – Manufacturing	895	710	180
41 – Wholesale Trade	255	205	50
44-45 – Retail Trade	1,190	650	540
48-49 – Transportation and Warehousing	530	435	95
51 – Information and Cultural	115	80	35
52 – Finance and Insurance	235	55	180
53 – Real Estate and Rental and Leasing	215	170	45
54 – Professional, Scientific and Technical Services	330	155	180
55 – Management of Companies and Enterprises	0	0	0
56 – Administrative and Support, Waste Management and Remediation Services	140	85	55
61 – Educational Services	855	345	510
62 – Health Care and Social Assistance	1,615	240	1,375
71 – Arts, Entertainment and Recreation	90	55	35
72 – Accommodation and Food Services	595	180	415
81 – Other Services	515	295	215
91 – Public Administration	1,055	705	355

- Figures from Statistics Canada 2011 National Household Survey. New figures from 2016 Census expected to be released November 29th 2017.
- Categorized by the 2007 North American Industry Classification System (2007 NAICS)

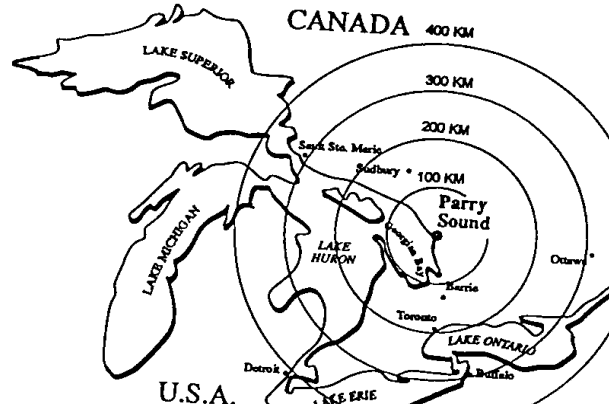
Transportation

Air Service

Parry Sound Area Municipal Airport is located in Seguin Township, approximately 22 km south of the Town of Parry Sound just east of Highway 400 (exit 207). A publicly licensed facility, 45 - 60 minutes by air from Toronto's Pearson International Airport. Contact via phone 705-378-2897, fax 705-378-5492 or parrysoundairport.ca. The airport is open year-round, daily from 8:00 am to 6:00 pm during summer and 9:00 am to 4:00 during winter. Please call for current times and winter runway conditions.

Services Available

- Aircraft tie downs, day/night VFR. IFR.
- 4,000'x75' paved runway 17-35 - Elevation 832'
- Fuel products, Avgas 100LL, Jet A-1
- Unicom radio 122.8
- GPS co-ordinates N 45°-15'-25" W 79°-49'-46"
- ARCAL-122.8 type J. A-PAPI runway 35
- Toll free flight planning & Wx 1-800-463-6377
- Wings Café. Serving breakfast and light lunch.
9 am to 4pm 7 days a week
- CANPASS
- Water base- CRL8 (Roberts Lake)
- RNAV
- Business Park
- Aircraft Maintenance facilities on field
- Building sites available



Highway Service

Highway 400 (part of the TransCanada Hwy) passes through the Parry Sound Area and connects with Highway 17 at Sudbury. Routes of major transcontinental trucking firms pass through the Parry Sound Area. Extensive resources are being dedicated to upgrade the corridor between Parry Sound and Sudbury to a four-lane highway. Highway 124 is an excellent east/west route through the Almaguin Highlands to connect to the Highway 11 Corridor.

The Parry Sound location of CAA can be found at:

1 Pine Drive, Unit C7
Parry Sound, ON
P2A 3C3

Phone: (705) 746-9305

Fax: (705) 746-6198

ON Northland Bus Lines <http://www.ONnorthland.ca/> 1-800-461-8558 operates bus service between Northern ON destinations and Toronto through Parry Sound (3 from each direction daily). Transcontinental connections can be made in Toronto and Sudbury, via Greyhound Buses <http://www.greyhound.ca> 1-800-661-8747

Help for Shippers in Northern ON

The Ministry of Transportation and Communication offers shippers in Northern ON, Physical Distribution Consulting Services. If you have concerns about your domestic or export shipping cost/options and cannot justify hiring a distribution expert, you need only pick up your phone to receive assistance, completely free of charge.

Sault Ste. Marie
705-945-5926

Thunder Bay
807-475-SHIP

Rail Service

Both the CNR and CPR rail lines run through the area. For shipping information Contact CNR at www.cn.ca or 1-888-668-4626 or CPR www.cpr.ca or 1-877-277-7283.

VIA Rail provides transcontinental passenger service to and from Toronto and most points west and east. North bound passenger trains from Toronto stop at Station Gallery, 1 Avenue Road, Parry Sound. South bound passenger trains to Toronto stop at the CNR Station, 70 Church Street, Parry Sound. Reservation information call 1-888-842-7245 (1-888-VIA-RAIL) or <http://www.viarail.ca>

Water Service

The Parry Sound Harbour is a St. Lawrence Seaway port with a navigational season of 245 days and channel depths of 27 feet. It has special facilities to handle bulk liquid cargoes and is serviced by railway sidings. Depot Harbour, situated 10 miles from Parry Sound is also a St. Lawrence Seaway port with the same navigational season and channel depths as Parry Sound.

Courier/Transport Services

Federal Express
1-800-463-3339

Hammond Transportation
705-746-5430

ICS Courier
1-888-427-8729

Manitoulin Transport
1-800-461-1706

Muskoka Delivery
1-800-565-9559

Muskoka Transport
1-800-461-5808

Parry Sound Delivery
705-746-4349

Purolator Courier
1-888-774-7123

Trans Provincial Freight
1-800-668-5345

Communications

Television

The Town of Parry Sound and surrounding areas (12 km) receive signals from four local television stations (Barrie, Toronto, Kitchener and Sudbury) in addition to various satellite service availability. Cable television is available to the Town of Parry Sound and surrounding area.

Internet Service

There is access to internet all throughout the area from various internet service providers. Access types include dialup, DSL, cable, satellite, fiber optic and wireless.

Local Newspapers

Metroland Media: www.parrysound.com

Parry Sound Beacon Star; published Fridays. Circulation of 7200 copies

Parry Sound North Star; published Wednesdays. Circulation of 2500 copies

Fun in the Sun; published in June. Circulation of 50,000 copies

Parry Sound Sideroads & Shorelines; published Jan, March, June, July, August, Sept, Nov. Circulation of 10,000

Parry Sound Area Map; published in January, circulation of 10,000

Parry Sound Progress; published in July, circulation of 8000

Parry Sound Fun in the Sun; published in May, circulation of 40,000

* National and Provincial newspapers are also available

Source: <http://bit.ly/2yisPgt>

Radio

103.3 Moose-FM and Res Radio/CHRR 91.3 and the radio stations located in the District of Parry Sound. The Moose services both the District of Parry Sound and Muskoka. The Rez is limited to Parry Sound and the area immediately surrounding it. Contact Info:

The Moose – moose 1033@hbgradio.com

The Rez – chrz@vianet.on.ca

Cellular Phone

Bell Mobility, Telus, and Rogers cellular phone services are widely used in this area. Reception is consistent along provincial highway corridors in the area and further enhancements are currently being implemented.

Municipal Tax Rates

(West Parry Sound Municipalities)

RESIDENTIAL

Municipality	2013	2014	2015	2016	2017	2018
Archipelago Township North	0.00525054	0.00518896	0.00521518	0.00515478	0.00520635	0.00525829
Archipelago Township South	0.00534286	0.00527842	0.00527917	0.00506791	0.00506785	0.00506785
Carling Township	0.00597190	0.00580283	0.00579829	0.00585627	0.00615860	0.00637415
Municipality of Whitestone	0.00641357	0.00619676	0.00613254	0.00616715	0.00608755	0.00623760
Municipality of Magnetawan (Map division 010, 030, 040)	0.00742459	0.00731027	0.00756605	0.0078620	0.00802690	0.00826690
Municipality of Magnetawan (Map division 020)	0.00919477	0.00930374	0.00940217	0.00975437	0.1016055	0.00930024
Municipality of McDougall	0.00728853	0.00719853	0.00728392	0.00731699	0.00734743	0.00735150
McKellar Township	0.00648052	0.00635642	0.00637230	0.00639590	0.00650203	0.00646265
Town of Parry Sound	0.01312199	0.01303199	0.01337007	0.01366094	0.01469838	0.01486397
Seguin Township	0.0056699	0.00553510	0.00546688	0.00538224	0.00532726	0.00521119

COMMERCIAL OCCUPIED

Municipality	2013	2014	2015	2016	2017	2018
Archipelago Township North	0.00948855	0.00928416	0.00918545	0.00922788	0.00994628	0.01025162
Archipelago Township South	0.00958817	0.00649891	0.00925449	0.00913415	0.00979683	0.01004614
Carling Township	0.01051107	0.01029211	0.01029503	0.01060097	0.01169236	0.01224615
Municipality of Whitestone	0.01019758	0.00985357	0.00966746	0.00687883	0.00712938	0.00152380
Municipality of Magnetawan (Map division 010, 030, 040)	0.01262065	0.01239611	0.01260406	0.01309681	0.1418609	0.001471368
Municipality of Magnetawan (Map division 020)	0.01465739	0.01468977	0.01471668	0.01526586	0.01664104	0.01590263
Municipality of McDougall	0.01318778	0.01299517	0.01304227	0.01326073	0.0152654	0.01558055
McKellar Township	0.02055977	0.02027933	0.02014912	0.02026219	0.02035903	0.01995527
Town of Parry Sound	0.02638921	0.02620336	0.02673072	0.02738473	0.03002847	0.03056322
Seguin Township	0.00993003	0.00972535	0.00954694	0.00961444	1.032868	1.045835

Energy, Water & Sewer Rates

(Updated August 2017)

The Town of Parry Sound, the Village of Nobel (located in the Municipality of McDougall) and the Parry Sound Area Industrial Park (located in the Township of Carling) are the three sites within the West Parry Sound Area that offer water and/or sewage services.

Town of Parry Sound

The Town of Parry Sound bills you for the local water and sewer services. The Town sends the bill every three months. The Town of Parry Sound now requires a new water meter installation if it is less than three months following your closing date on the sale of a property, as well as, newly constructed homes.

Lakeland Power - Please call (705) 789-5442 or (888) 282-7711 or go to www.lakelandpower.on.ca for up to date information for commercial and residential rates for energy.

Natural gas service is available to the residential and commercial community in the Town of Parry Sound and has been expanded south to some parts of Township of Seguin. Expansion of this service to other municipalities is currently under investigation by Union Gas. For further information, Contact Union Gas at 1-800-774-3111.

Townships of Archipelago, Carling, McKellar, Seguin and The Municipalities of Magnetawan, McDougall, and Whitestone: For energy rates for these areas Contact Hydro One 1-888-664-9376 or go to www.hydroone.com.

Some natural gas availability- please see above. Magnetawan is served by both Hydro One and Lakeland Power.

Village of Nobel

The Township of McDougall bills bi-monthly rates.

Residential Water - \$128.25 bi- monthly

Residential Sewer - \$79.50 bi- monthly

Metered Commercial Water

First 12,000 Imp. Gallons - \$212.75/mo.

From 12,001 to 100,000 Imp. Gallons - \$8.50 per 1000 gal.

Over 100,001 Imp. Gallons - \$4.35 per 1000 gal.

For further details, contact the Municipality of McDougall office at (705) 342-5252.

Industrial Park

Industrial Park offers serviced and un-serviced land. Visit <https://parrysoundindustrialpark.com/services/> for a full overview of Industrial Park Services.

Additional Residential and Commercial Energy Service Contacts

Imperial Oil/ Esso 1-800-461-5496	Parry Sound Fuels -Shell Products 705-746-5481
Georgian Bay Propane Inc. 705-746-2175	Ultramar HomEnergy 705-774-9935

Financial Services

Kawartha	Credit Union	TD	Canada	Trust
(705) 746-9061 1 Church Street, Parry Sound, ON P2A 1Y2 www.kawarthacu.com		(705) 746-5846 55 James Street, Parry Sound, ON P2A 1T6 www.tdcanadatrust.com		
Scotiabank		Royal		Bank
(705) 746-5821 27 James Street, Parry Sound, ON P2A 1T6 www.scotiabank.com		(705) 746-2144 15 William St, Parry Sound, ON P2A 1V2 www.royalbank.com		
CIBC		Credit Union		
(705) 746-9395 36 Seguin Street, Parry Sound, ON P2A 1B4 www.cibc.com		(705) 387-3763 28 Church St. Magnetawan, ON P0A 1P0		
CIBC	Kawartha			
(705)	746-9395			
36 Seguin Street, Parry Sound, ON P2A 1B4				

Business Services

Parry Sound Area Community Business & Development Centre (Community Futures Development Corporation) 1A Church Street Parry Sound, ON P2A 1Y2 (705) 746-4455 Fax: (705) 746-4435 www.cbdc.parrysound.on.ca	West Parry Sound Economic Development Office Glen Barnden: EDO 1A Church Street Parry Sound, ON P2A 1Y2 (705) 746-4455 Fax: (705) 746-4435 www.westparrysoundedo.com
FedNor 107 Shirreff Ave North Bay, ON P1B 7K8 Phone (800) 333-6673 Fax : (705)494-4227 www.fednor.ic.gc.ca begin.ron@ic.gc.ca	Ministry of Northern Development & Mines 7 Bay Street Parry Sound, ON P2A 1S4 (705) 773-4217 or 1-877-817-6636 Fax : (705) 746-8828 www.mndm.gov.on.ca dustin.turner@ontario.ca
YMCA of Simcoe/Muskoka Parry Sound Employment Services 60 James Street, Suite 303 Parry Sound, ON P2A 1T5 Phone : 705-746-8480 Fax : 705-746-7768 Lisa_cook@ymca.ca www.ymcaofsimcoemuskoka.ca	Chamber of Commerce 21 William St, Parry Sound, ON P2A 1V2 www.psachamber.ca Email: info@psachamber.ca Phone : 705-746-4213 1-800-461-4261
The Business Centre - Nipissing Parry Sound 1 College Drive Parry Sound, ON P2A 0A9 (705) 746-5892 www.thebusinesscentre-nps.ca Jeffrey Beaudoin, Business Development Advisor Jeffrey.Beaudoin@thebusinesscentre-nps.com	** A Business Kiosk is located in the Magnetawan Public Library

Churches

Anglican		Presbyterian	
Trinity Anglican Church	746-5221	Saint Andrews Presbyterian Church	746-9612
St. John's Anglican Catholic Church	774-9232	Knox Presbyterian, Magnetawan	387-0303
St. George's Anglican Church, Magnetawan	387-3704		
Baptist		Catholic	
Fellowship Baptist Church	746-5154	Church of Holy Family Parish Hall	383-2452
First Baptist Church	746-5345	St. James Roman, Parish Office	375-2478
Snug Harbour Baptist Church	342-9166	St. Peter's Church	746-5181
Jehovah's Witnesses		Salvation Army	
Jehovah's Witness Kingdom Hall	746-9142	Salvation Army	746-5391
Mennonite		Seventh-Day Adventist	
Otter Lake Mennonite Church	378-4960	Seventh-Day Adventist Church	746-8603
Non-Denominational		United	
Georgian Bay Community Church	389-9559	Evergreen Pastoral Charge United Church	732-2333
		Mactier Foot's Bay United Church	375-2662
Pentecostal		McKellar United Church	389-1365
New Life Fellowship	375-2755	Nobel Ebenezer United Church	342-1993
Bayside Family Church	746-5882	Otter Lake United Church	378-4991
		St. James Centennial United Church	746-8553
Gospel Hall, Lutheran		Trinity United Church, Magnetawan	382-0044
Chapman Valley Gospel Hall, Magnetawan	384-5280		
St. Paul's Lutheran, Magnetawan	387-4939		
Parry Sound Gospel Hall	746-8453		

PLEASE NOTE YOU MUST DIAL 705 AS THE AREA CODE FOR ALL OF THE ABOVE PHONE NUMBERS

Area Associations & Clubs

*****Dial 705 before all of these numbers*****

Name	Website or Email	Telephone
Hands: The Family Help Network	www.thefamilyhelpnetwork.ca	746-4293
Anglers & Hunters Association Contact: rangemanager@psah.org	www.ofah.org	748-6324
Arthritis Society	www.arthritis.ca	1-800-321-1433 x3381
Bed & Breakfast Association	www.parrysoundbb.com	Use website
Bobby Orr Community Centre	www.townofparrysound.com	746-2701
Canadian Cancer Society	www.cancer.ca	1-888-208-2125
Carling Trail Blazers Snowmobile Club	www.pssd.ca/clubs/showclub/ctb	Use Website
Orrville Community Centre, Rosseau		732-2066
Cramadog Snow Riders - Geoff Scanlan President	www.cramadog.com	Use Website
Parry Sound Downtown Business Association	www.psdba.ca	746-6426
Family Resource Centre - Esprit Place	www.psdssab.org	746-4800
Festival of the Sound	www.festivalofthesound.ca	866.364.0061
Figure Skating Club	www.parrysoundskatingclub.com	Use website
Foley Agricultural Society	www.foleyagriculturalsociety.ca/wp	378-1438
Georgian Nordic Ski & Canoe Club	www.georgiannordic.com	746-5067
Harvest Share		774-9111
Heart & Stroke Foundation of ON	www.heartandstroke.ca	476-6196
Museum on Tower Hill	www.museumontowerhill.com	746-5365
Humphrey Community Centre		732-4313
Parry Sound Industrial Hockey League	www.psihl.ca	Use website
Kinsmen Club	www.district8kin.ca/parry-sound-kinsmen	Use Website
Knights of Columbus	www.kofc.org	Use Website
Lions Club Parry Sound – President Cathay French	http://e-clubhouse.org/sites/parrysound	732-4048
MacTier Memorial Community Centre		375-2140
Parry Sound Snowmobile Club – Tracy Rand	www.pssd.ca	746-7663
Maple Lake Club - Carol White		732-6340
Magnetawan Friendship Club		387-4855
Magnetawan Lion's Club		387-0001
Magnetawan Ridge Runners Snowmobile Club		387-4228
Masonic Club Room		746-4445
Minor Baseball – Steve Kidd		773-8103
Minor Hockey	www.parrysoundhockeyclub.com	Use Website
Multiple Sclerosis Society	www.mssociety.ca	Use Website
Muskoka Minor Lacrosse		378-0918
North East Georgian Bay Snowmobile Club	www.pssd.ca	746-7663
Old-timers Hockey – John Maddeford		746-8768
Park to Park Trail Association	www.parktoparktrail.com	746-7663
Parry Sound Area Chamber of Commerce	www.parrysoundchamber.ca	746-4213
Parry Sound Arts and Crafts – Jack Hamlyn		378-4306
Parry Sound ATV District Club	www.facebook.com/PSATV	Use Facebook
Parry Sound Singers	www.parrysoundsingers.ca	Use website

Parry Sound Curling Club	www.parrysoundcurlingclub.ca	705-746-9651
Parry Sound Friendship Centre	www.ofifc.org	705-746-5970
Parry Sound Golf & Country Club	www.parrysoundgolf.com	705-342-5262
Parry Sound Hockey Club	www.parrysoundhockeyclub.com	705-746-3790
Parry Sound Mall Merchants Association	www.parrysoundmall.ca	705-746-9252
Parry Sound Nature Club & Museum on Tower Hill	www.museumontowerhill.com	705-746-5365
Parry Sound Optimist Club		705-774-6976
Parry Sound Seguin Seniors Drop-in Centre		705-746-7186
Parry Sound Snowmobile District	www.pssd.ca	705-746-7663 1-888-213-8134
Rotary Club	www.rotary.org	Use website
Royal Canadian Air Cadets	www.aircadetleague.com	705-746-5993
Royal Canadian Legion	www.legion.ca	705-746-8832
Sail Parry Sound	www.sailparrysound.on.ca	746-774-5228
The Probus Club of Parry Sound	http://www.probus.org/17parry.htm	robjim1@hotmail.com Use Website
Shrine Club	www.parrysound.ca/en/live-here/service-clubs.asp	Use Website
Six Star Snowriders	www.sixstarsnowriders.ca	Use Website
Parry Sound Soccer Club	www.parrysoundsoccer.ca	Use Website
Parry Sound Canoe Club	www.parrysoundcanoecub.ca	Use Website
South Seguin Snowmobile Club	www.pssd.ca	Use Website
Parry Sound Tennis Club	www.parrysoundtennis.ca	705-732-1528
West Muskoka Trail Riders Snowmobile Club	www.westmuskoka.com	Use Website
West Parry Sound Community Living	www.clps.ca	705-746-9330
West Parry Sound District Museum	www.museumontowerhill.com	705-746-5365
Parry Sound Hockey Club	www.parrysoundhockeyclub.com	Use Website
Parry Sound Dance Academy	www.parrysounddance.com/about-us	705-774-6332

Licensed Child Care Facilities

The following is a list of care providers who are qualified early education teachers. Subsidized spaces may be available.

Little Eagle Child Care Centre, Wasauksing First Nation	1508 Fire Route Lane G, Parry Sound, ON P2A 2X4	705-746-2654
Waubeeek Early Learning and Child Care Centre	66 Waubeeek Street, Parry Sound, ON P2A 1C6	705-746-8332

Public Library's

Magnetawan Public Library & Community Internet Access Project And Business Kiosk	PO Box 130 4304 North Sparks Street Community Centre Building Magnetawan, ON P0A 1P0	705-387-4411 Fax: 705-387-0636	www.magnetawanlibrary.ca Email magcap@ontera.net
---	---	-----------------------------------	--

McKellar Public Library	Located at the McKellar Community Centre in the Village of McKellar 701 Hwy 124 McKellar, ON P0G 1C0	705-389-2611	www.mckellarpubliclibrary.ca
Parry Sound Public Library	29 Mary Street Parry Sound, ON P2A 1E3	705-746-9601 Fax: 705-746-9601	www.parrysoundlibrary.ca Email pspl@vianet.ca
Seguin Public Libraries: Christie Branch Library	Hwy 518 Located in the new Community Centre Complex	705-732-2850	www.seguinpubliclibraries.ca Email christielibrary@gmail.com
Foley Branch Library	76 Rankin Lake Road	705-378-0742	www.seguinpubliclibraries.ca Email foleyseguinlibrary@gmail.com
Humphrey Branch Library	Basement of Municipal Office 5 Humphrey Drive, RR 2 Parry Sound, ON P2A 2W8	705-732-4526	www.seguinpubliclibraries.ca Email humphreylibrary@gmail.com
Rosseau Branch Library	Downstairs in the Rosseau Memorial Hall 2 Victoria Street Rosseau, ON P0C 1J0	705-132-4231	www.seguinpubliclibraries.ca Email rosseaulibrary@gmail.com
South River: Machar Union Public Library	PO Box 190 22 Marie Street South River, ON P0A 1X0	705-386-0222 Fax: 705-386-0222	www.olsn.ca/srmupl Email osrmlibrary@hotmail.com
Whitestone Hagerman Memorial Public Library	2206 Hwy 124 Dunchurch, ON P0A 1G0	705-389-3311 Fax: 705-389-3311	www.olsn.ca/whitestonelibrary/ Email whitestonelibrary@vianet.ca
For more information on Northern Libraries visit ON Library Services North at www.olsn.ca			

Elementary and Secondary Schools

(Updated March 2016)

School	Students	Teachers	Amenities	Special Notes
Elementary				
Britt Public School 705-773-7999	33	4 2 languages	4.5-acre playground 200 seat gym	Jr. K to Gr. 8 www.nearnorthschools.ca
Humphrey Public School 705-732-4801	266	14	6.5-acre playground 250 seat gym	Jr. K to Gr. 8 www.nearnorthschools.ca
MacTier Public School 705-375-2720	130	10	2-acre playground	Jr. K to Gr. 8 www.nearnorthschools.ca
McDougall Public School 705-773-7971	197	12	9-acre playground 250 seat gym	Jr. K to Gr. 8 www.nearnorthschools.ca
Magnetawan Central School 705-387-3939	NA	NA		Jr. K to Gr. 6 www.nearnorthschools.ca

Nobel Public School 705-773-7988	142	12	5.9-acre playground 300 seat gym	Jr. K to Gr 8 www.nearnorthschools.ca
Whitestone Lake School 705-389-2590	45	5	5-acre playground 250 seat gym	Jr. K to Gr. 8 www.nearnorthschools.ca
Parry Sound Public School 705-773-7985	440	27	3-acre playground 400 seat gym	Jr. K to Gr. 6 www.nearnorthschools.ca
Secondary				
Parry Sound Intermediate - High School 705-773-7979	800	56	7-acre playground 1-750 & 2 -300 seat gyms All-weather track, tennis courts Technical shops, computer labs, science labs	Gr. 6 to Gr. 12 www.nearnorth.edu.on.ca
Private / Separate				
St. Peter's the Apostle 705-746-7197	171	10	2.8-acre playground 250 seat gym	Jr. K to Gr. 8
Otter Lake Christian School 705-378-4960	35	4		
Wasauksing Kinomaugewgamik 705-746-5663	52	6		Jr. K to Gr. 8
Rosseau Lake College 705-732-4351	85	15		Secondary School GR. 7 to 12 www.rosseaulakecollege.com

Post-Secondary Schools

Canadore College

Canadore College's Parry Sound Campus offers a comprehensive adult education service. It provides training in job related skills, development of skills, Academic Upgrading, credit, general interest, and art experience courses. Youth and children's programs are offered in the Art Experience Program.

The college is closely attuned to the needs of both employers and employees of the area and its courses are tailored to meet those needs. Businesses are encouraged to discuss training needs to enable Canadore to design Customized Training Packages to meet demand.

For more information, contact:

Canadore College Parry Sound Campus Laura Peddie	1 College Drive Parry Sound, ON P2A 0A9	705-746-9222 1-800-519-3534 in ON and Quebec Fax: 705-746-7347	www.canadorecollege.ca laura.peddie@canadorecollege.ca
--	---	---	--

Contact North

Get your degree, diploma or certificate or upgrade your skills online without leaving your community.

Through its 112 online learning centres across Ontario, Contact North | Contact Nord supports residents in 600 small, remote, rural, Indigenous and Francophones communities across the province to access online programs and courses from Ontario's:

- 24 public colleges
- 22 public universities
- 9 Aboriginal institutes

- 76 district school boards
- 230 literacy and basic skills training providers
- 100+ skills development training providers

Our personalized services include researching study options, assisting with registration, as well as reviewing financial aid options – all for free!

For more information, Contact:

Contact North/ <i>Nord</i>	1 College Drive Parry Sound, ON P2A 0A9	1-855-352-1531 C: 705-773-8521 F: 705-746-1532	www.contactnorth.ca parrysound@contactnorth.ca
Online Learning Recruitment Officer			

Nipissing University (North Bay)

Nipissing University is primarily an undergraduate university offering diploma and degree programs in areas such as education, arts, science, business and nursing. These courses may be counted towards a number of part-time degree or diploma programs which Nipissing offers. Nipissing University also has a campus in Bracebridge which offers students the opportunity to study full-time or part-time towards three different Arts and Science degrees; Child and Family Studies, Culture and the Arts or a 3-year liberal arts degree.

For more information, Contact:

Nipissing University	100 College Drive, Box 5002 North Bay, ON P1B 8L7	705-474-3450 Fax: 705-474-1947	www.nipissingu.ca nuinfo@nipissingu.ca
----------------------	---	-----------------------------------	--

Health Care Services

(Updated May 2018)

West Parry Sound Health Centre

West Parry Sound Health Centre (WPSHC) is a highly integrated health care organization that includes: Lakeland Long Term Care (110 residents), six remote Nursing Stations (Moose Deer Point, Rosseau, Dunchurch, Pointe au Baril, Britt, Port Loring), management of Parry Sound District ambulance services (EMS) and dispatch (ACS), and a full range of in-patient and out-patient programs associated with a 70-bed acute care hospital. The organization has always employed an innovative planning approach aimed at integrating services. Faced with the challenges of relative isolation between larger health care providers in southern and northern ON, WPSHC has partnered in regional alliances and created internal programming solutions that have benefited patient care and improved services throughout its catchment area. WPSHC serves one of ON's most popular recreational areas with an approximate year-round population of 25,000 and reaching 100,000 during the peak summer season.

West Parry Sound Health Centre	6 Albert Street Parry Sound, ON P2A 3A4	(705) 746-9321 Live Receptionist (705) 746-4540 Automated Attendant Telephone System	www.wpshec.com
--------------------------------	---	--	--

Lakeland Long Term Care Residence

Lakeland Long Term Care Home is a 110 bed Long Term Care facility co-housed within the West Parry Sound Health Centre. Lakeland has shared and private accommodations and many spacious common areas. The Lake Rosseau Home area features a secure enhanced care Dementia unit. Value added services are available such as a Hair Salon, Cable and Phone. Lakeland is home to the Spirit Art Gallery and features a newly renovated central courtyard. To make application to Lakeland Long Term Care please contact your local Community and Home Access Centre. To book a tour call us today!

Lakeland Long Term Care	6 Albert Street Parry Sound, ON	(705) 746-9667 Administrator, Steve White	www.lakelandltc.com
-------------------------	------------------------------------	--	--

	P2A 2K8	Email: swhite@lakelandtc.com	
--	---------	---	--

Belvedere Heights Home for the Aged

Belvedere Heights is a 101 Bed Long Term Care Facility located on Belvedere Avenue overlooking beautiful Georgian Bay in the Town of Parry Sound. It serves the surrounding 8 municipalities up to the French River; North, Ahmic Harbour, East, MacTier/Rosseau, South East and along Georgian Bay. The Home is operated and maintained by a Board of Management for the District of Parry Sound West in co-operation with the Province of ON Ministry of Health. Belvedere Heights provides varying levels of assistance with the activities of daily living for the seniors who reside here including an area that provides a secure environment for the cognitively impaired elderly. Belvedere Heights provides personal care by trained and qualified staff; has Registered Nurses on Staff, Consulting Physicians, Recreational Activities, a Therapy and Restorative Program, Pharmacy Services as well as Housekeeping & Laundry Service.

Belvedere Heights also administers Community Support Services which is a non-profit organization made up of volunteer supported programs provided by the Ministry of Health consisting of a wide range of services. Community Support Services includes: Meals on Wheels, Frozen Food Delivery, Friendly Visiting, Transportation, Home Maintenance and Diner's Club.

Belvedere Heights Home for the Aged	21 Belvedere Ave Parry Sound, ON P2A 2A2	705-746-5871 (press 2 for Nursing Dept.)	www.belvedereheights.com bh@zeuter.com
Belvedere Heights Community Support Services	21 Belvedere Ave Parry Sound, ON P2A 2A2	705-746-5602 Transportation Assistance Meals on Wheels Dinners Club Friendly Visiting Volunteer Program	www.belvedereheights.com 1taylor@belvedereheights.com

Gardens of Parry Sound

This 70 suite residence offers an extraordinary experience in senior living in a elegant and home-like setting. The Gardens of Parry Sound is also the only licensed and officially accredited retirement residence in Parry sound and the only seniors living option to offer both independent living and assisted living. The Gardens offer the finest care, dining, social programs, beautiful functional suites, and a secure, convenient location.

Gardens of Parry Sound Retirement Residence – 705 746 8558 – 12 College Dr, Parry Sound.
www.gardensofparrysound.ca info@gardensofparrysound.ca

Family Health Team

Medical Associates

Medical Associates is a group practice in the Town of Parry Sound. A total of ten general Practitioners serve the population.

Doctor service is also provided to the Whitestone Nursing Station to the Pointe au Baril Nursing station one day each week to see patients.

Medical Associates also has a Nurse Practitioner who practices regularly, and is associated with both clinics.

Medical Associates	60 Bowes Street Parry Sound, ON P2A 1T4	(705) 746-9382
--------------------	--	----------------

Rugged Shores

Rugged Shores is a group medical practice in the Town of Parry Sound. In house, there are a total of eight general practitioners operating on the traditional fee for service basis. Additional medical manpower of 3 physicians is acquired for the summer months to assist with the seasonal increase..

Rugged Shores administers and operates the Mactier Medical Centre which is a nursing station operationally funded by the Ministry of Health. Physicians also provide medical staffing to the Britt Nursing Station which is operated by the West Parry Sound Health Centre.

Rugged Shores	60 Bowes Street Parry Sound, ON P2A 1T4	(705) 746-2181
---------------	--	----------------

Parry Sound Family Physicians

Parry Sound Family Physicians provides a full range of medical care including obstetrics, pediatrics, palliative care, in hospital care, surgical assists, counseling, etc. Doctors also share in coverage of the emergency room at the West Parry Sound Health Centre.

Parry Sound Family Physicians	60 Bowes Street Parry Sound, ON P2A 2L6	(705) 746-5595
-------------------------------	--	----------------

North Bay Parry Sound District Health Unit

The North Bay Parry Sound District Health Unit is a partner in good health from Parry Sound and Verner to Mattawa, and from Marten River to Novar.

Programs and services focus on three main areas:

- Protection of people from injuries and the spread of infectious disease
- Promotion of healthy choices and healthy public policy
- Prevention of chronic disease and injuries

They also enforce by-laws that affect the health of the community.

North Bay Parry Sound District Health Unit	Main Office 681 Commercial Street, North Bay, ON P1B 4E7	705-474-1400 Fax: 705-474-8252 1-800-563-2808	www.myhealthunit.ca
<i>Branch Office</i>	Parry Sound Mall, Unit 302 70 Joseph Street Parry Sound, ON P2A 2G5	705-746-5801	
<i>Branch Office</i>	17 Copeland Street, Box 484 Burk's Falls, ON P0A 1C0	705-382-2018 Fax: 705-382-2931	

Simcoe Muskoka District Health Unit

The Simcoe Muskoka District Health Unit is committed to excellence in promoting and protecting health, and preventing disease and injury. Their goal is to work with individuals, families, communities and agencies to achieve optimal health through the delivery of programs and services.

Simcoe Muskoka District Health Unit - Your Health Connection	Head Office: 15 Sperling Drive Barrie, ON L4M 6K9	705-721-7520 Toll Free: 1-877-721-7520 Fax: 705-721-1495	www.simcoemuskokahealth.org
--	---	--	--

Interdisciplinary Healthcare Professionals

1. Stephanie Van Gilst, Nurse Practitioner, Family Health Team
2. Anne Marie Hoelscher, Social Worker, Family Health Team
3. Angela How, Social Worker, Family Health Team

Specialist's Offices

The following specialists have private offices located within Parry Sound:

- ♦ Dr. Brant Bergstrom – Psychiatrist
- ♦ Vida Bowbrick – Chiropodist
- ♦ Dr. K. Foster – General Surgeon
- ♦ Dr. W. Smyth – Orthopedic Surgeon
- ♦ Dr. T.J. Fargher – Internist
- ♦ Dr. M. Jakubowski – Internist
- ♦ Dr. K. Mills

We also have Doctors who come to the area, however their main offices are located elsewhere

- ♦ Dr. T. Drohomysky – Urologist
- ♦ Dr. J. Kent – Ophthalmologist
- ♦ Dr. S. Gershon – Rheumatologist

Dental Services

The following dentists have offices located within Parry Sound:

- ♦ Dr. D. D'Alsoio
- ♦ Dr. R. Guthrie
- ♦ Dr. L. Lahti
- ♦ Dr. K. Miller
- ♦ Dr. L. Riamundo
- ♦ Dr. D. Veighey
- ♦ Dr. Moudy
- ♦ Dr. M. Khojasteh

Chiropractic Services

The following chiropractors have offices located within Parry Sound:

- ♦ Dr. A. Davidson
- ♦ Dr. D. Clinning
- ♦ Dr. J. Collins
- ♦ Dr. J. Peddi

Audiology Services

- ♦ Parry Sound Audiology Clinic
- ♦ Sound Ideas Audiology

Optometry Services

The following optometrists have offices located within Parry Sound:

- ♦ Dr. E. Axt
- ♦ Dr. L. Bishop
- ♦ Dr. S. Marshall

Additional Services

Name	Address	Phone	Website/Email
Almaguin Highlands Community Living	PO Box 370 78 ON Street Sundridge, ON P0A 1Z0	705-384-5384 1-888-293-2425	admin@ahcl.org
District of Parry Sound Social Services Administration Board	Parry Sound Office 1 Beechwood Dr. Parry Sound, On P2A 1J2	705-746-7777 Fax: 705-746-7783	www.psdssab.org
ON Works		705-746-8886 1-800-461-4464	
Children's Services		705-746-7777 1-800-461-4464	
Housing		705-774-9600 1-877-767-6060	
Esprit Place 10 bed emergency shelter for women and children		705-746-4800 1-800-461-1707	
South River Outreach	South River, ON P0A 1G0	705-386-2303 1-888-892-2229	
The Friends Supporting Those with Long Term Health Care Needs (residence)	27 Forest Street Parry Sound, ON P2A 2R2	1-888-746-5102 Parry Sound: 746-5102	www.thefriends.on.ca
The Friends Adult Day Away Program		1-888-259-6661	
E.P. Sound Community Support Services		1-888-521-0000 1-705-724-6028	
North East Community Care Access Centre (NECCAC)	East Parry Sound	1-705-773-4602 1-800-440-6762	
Care Partners	Parry Sound Huntsville	1-866-886-4172 705-789-6451	

Independent Learning Centre <i>Courses & Programs</i> GED: ON High School Equivalency Certificate <i>Ask a Teacher:</i> online tutoring <i>Career MATTERS:</i> online guide	2180 Yonge Street, Ground Floor, Toronto, ON M4T 2T1 Mailing address: PO Box 200, STN Q Toronto, ON M4T 2T1	1-800-387-5512 Fax: 416-484-2754	www.ilc.org ilc@tvON.org
The Learning Works (East Parry Sound Literacy Council)	P.O. Box 280 324 Hwy 11 South River, ON P0A 1X0	705-386-0764 Fax: 705-386-0029	http://www.eastparrysounliteracycouncil.org/
Crisis Support After-Hours Crisis-Line			705-756-4264 1-800-461-5424

Counseling, Psychotherapy & Education Service			1-800-461-5424
Court Division & Support Program			705-756-4264 1-866-829-7049
Community Outreach & Support Team (COAST)			705-756-4264 1-866-829-7049
Supportive Housing			705-756-4264 1-866-829-7049
B'saanibamaadsiwin (Native Mental Health Program)			705-756-4264 1-866-829-7049
Council of Consumer & Family Initiatives (COI)			705-746-2512 Fax: 705-746-9590
Adult Protective Services (APS)			705-645-2262 1-800-245-5036
Partner Assault Response Program (PARP)	Bracebridge Parry Sound		705-774-9809 1-800-245-5036 705-746-4264 1-866-829-7049
Developmental Disabilities Regional Outreach Program			705-384-5392 1-866-829-7050
Volunteer Program			705-746-4264 x239 1-866-829-7049
Sundridge Office 87 Main Street Sundridge, ON P0A 1Z0			705-384-5392 1-866-829-7050 Fax: 705-384-5514

Parry Sound Community Living	38 Joseph Street Parry Sound, ON P2A 2G5	705-746-9330	www.clps.ca/
Resource Centre for Independent Living RISE	70 Isabella St., Unit 117 Parry Sound, ON P2A 1M6	705-746-6996 1-800-634-6828	

Self Help Groups			
Name	Address	Phone	Website/Email
Addiction Outreach	35 Seguin Street Parry Sound, ON P2A 1B3	746-7113	
Alcoholics Anonymous	15 Laird Street Parry Sound, ON P2A 1P7	705-746-2464	www.aahuntsvilleparrysound.ca
Narcotics Anonymous		888-811-3887	
OATC- Methadone Clinic	32 James Street Parry Sound, ON P2A 1T5	705-774-9669	www.oatc.ca/clinic-locations/parry-sound

Crisis Centre's

Name	Address	Phone	Website/email
Muskoka/Parry Sound Sexual Assault Services - Help Line, 24/7 - Counseling for women 16 yrs. and older - referral & Advocacy - Accompaniment - Legal Support - Community Development - Volunteer Services - Drop-in programs in Parry Sound & South River	29 Manitoba Street, Suite 1 Bracebridge, ON P1L 1S4	Office 705-646-2122 Office 705-774-9083 Crisis line 1-800-461-2929	www.daphnewymn.com maria@daphnewymn.com linda@daphnewymn.com
Nipissing Crisis Intervention Program - Individuals experiencing a crisis 16 yrs. or older - 24-hour crisis phone service - Outreach Clinical - Psychiatry Consultation Liaison Registered Nurse - Emergency Department Psychiatry Consultations	North Bay General Hospital 750 Scollard Street North Bay, ON P1B 5A4	705-495-8198 705-495-8148 1-800-352-1141	www.nbrhc.on.ca
<u>Disease Specific Associations</u>			
Access Aids Network Sudbury Site	111 Elm Street, Unit 203 Sudbury, ON P3C 1T3	705-688-0500 1-800-465-2437	www.accessaidsnetwork.com
Addiction Outreach Muskoka/Parry Sound	35A Seguin Street, Ste 3 Parry Sound, ON P2A 1B3	1-800-668-5192	www.aomps.com
Arthritis Society	90 Kimberley Avenue Bracebridge, ON P1L 2A4	1-800-321-1433 1-705-645-8548	www.arthritis.ca
Canadian Cancer Society	55 St. Clair Avenue West Toronto, ON M4V 2Y9	1-416-961-7223 1-888-939-3333	www.cancer.ca info@cis.cancer.ca
Canadian National Institute for the Blind	4 CNIB Road, RR#1 Mactier, ON P0C 1H0	1-877-748-4028 1-705-375-2630	www.cnib.ca

Diabetes Education Centre	6 Albert Street Parry Sound, ON P2A 3A4	705-746-5461	www.diabetes.ca
Heart & Stroke Foundation	750 Scollard Street North Bay, ON P1B 5A4	705-474-8600 Ex 2357	www.heartandstroke.com

Name	Address	Phone
Cedar Leaf Therapies Noreen Sparrow Craniosacral & Massage Therapy & Jeff Tough Massage Therapy Deep Tissue Relaxation Etc.	B-17 Bay St., Parry Sound, ON P2A 1S4	705-746-6873
Parry Sound Massage Therapy Clinic Julie Torrance (RMT) Daymara Excel (RMT)	8A Ansley Street Parry Sound, ON P2A 1L6	705-746-4660
Collins Chiropractic & Health Services	17 Bay Street Units C & D Parry Sound, ON P2A 1S4	705-746-1116
Joanne Gill (RMT)	17 James Street Parry Sound, ON P2A 1T4	705-773-8398
Core Health Naturopathic Wellness Centre Dr. Brandy Strelec: Naturopathic Doctor Dr. Jennifer Simpson-Naturopathic Doctor Riken Gajjar M.D. Homeopath Alana Ruthven (RMT)	89 Bowes Street Parry Sound, ON P2A 2L8	705-789-8998
Dolly Halls-Meadowcroft (RMT) Cottage Country Massage and Wellness Clinic	6 William Street Parry Sound, ON P2A 1L6	705-774-6626
Christina Newlands (RMT)	20 Meadowcrest Drive McDougall, ON P2A 1V1	705-774-6626

Provincial Government Agencies

Ministry of the Attorney General		
Local Court Services	89 James St., Parry Sound, ON, P2A 1T7	705-746-4251
Crown Attorneys Division	89 James St., Parry Sound, ON, P2A 1T7	705-746-2331
Sheriff's Division	89 James St., Parry Sound, ON, P2A 1T7	705-746-4251
Ministry of Consumer and Commercial Relations		
Land Registry Office	28 Miller Street, Parry Sound, ON, P2A 1T1	705-746-5816
Ministry of Community and Social Services		
Main Office	76 Church Street, Parry Sound, ON, P2A 1Z1	705-746-8886
Ministry of Natural Resources		
Area Office	7 Bay Street, Parry Sound, ON, P2A 1S4	705-746-4201
Service ON	7 Bay Street, Parry Sound, ON P2A 1S4	705-773-4216
Provincial Parks		
Grundy Park	Britt, ON, P0G 1A0	705-383-2286
Killbear Park	35 Killbear Park Road, Nobel	705-342-5492
Massassauga Park	380 Oastler Park Drive, Parry Sound, P2A 2W8	705-378-2401
Oastler Lake Park	380 Oastler Park Drive, Parry Sound, ON, P2A 2W8	705-378-2401
Sturgeon Bay Park	203 Hwy. 529, Pointe au Baril, ON, P0G 1G0	705-366-2521
Ministry of Northern Development & Mines		
Area Office	7 Bay Street, Parry Sound, ON P2A 1S4	705-773-4217

MPAC		
Assessment Office	52 Seguin Street, Parry Sound, ON P2A 1S8	705-746-9303 866-296-6722
Ministry of the Solicitor - General & Correctional Services		
Area Coroner	60 Bowes St, Parry Sound, ON P2A 2L3	705-746-2181
Parry Sound OPP Emergency - 911	7 Bay Street, Parry Sound, ON P2A 1S4	General Inquiries 705-746-4225
Ontario Correctional Services: Probation & Parole (Adult)	72 Church Street, Parry Sound, ON P2A 1Y9	705-746-5809
Ministry of Transportation & Communication		
Driver Vehicle Licensing Issuing Office	Service ON: 7 Bay Street, Parry Sound, ON	705-773-4216 800-267-8097

Northern Ontario Heritage Fund Corporation (NOHFC)	https://nohfc.ca/en
Ministry of Agriculture, Food and Rural Affairs (OMARA)	http://www.omafra.gov.on.ca/english/
Ontario Trillium Foundation	https://otf.ca

Federal Government Agencies

Canada Post Corporation		
Magnetawan Post Office	101 South Spark, Magnetawan, ON, P0A 1P0	705-387-3756
Nobel Post Office	237 Nobel Rd, Nobel, ON P0G 1G0	705-342-5351
Parry Sound Post Office	74 James Street, Parry Sound, ON P2A 1T8	705-746-9044
Pointe au Baril Post Office	1672 69 Hwy, Pointe au Baril, ON P0G 1K0	705-366-2564
Rosseau Post Office	1 Cardwell Rd, Rosseau, ON P0C 1J0	705-732-4323
Canadian Coast Guard		
Parry Sound Base	28 Waubeek Street, Parry Sound, ON, P2A 1B9	705-746-2196
Service Canada	74 James Street, 2nd Floor, Parry Sound ON P2A 1T8	705-746-9374
YMCA of Simcoe/Muskoka: Employment Services	60 James St #303, Parry Sound, ON P2A 1T5	705-746-8480
FedNor		1-877-333-6673